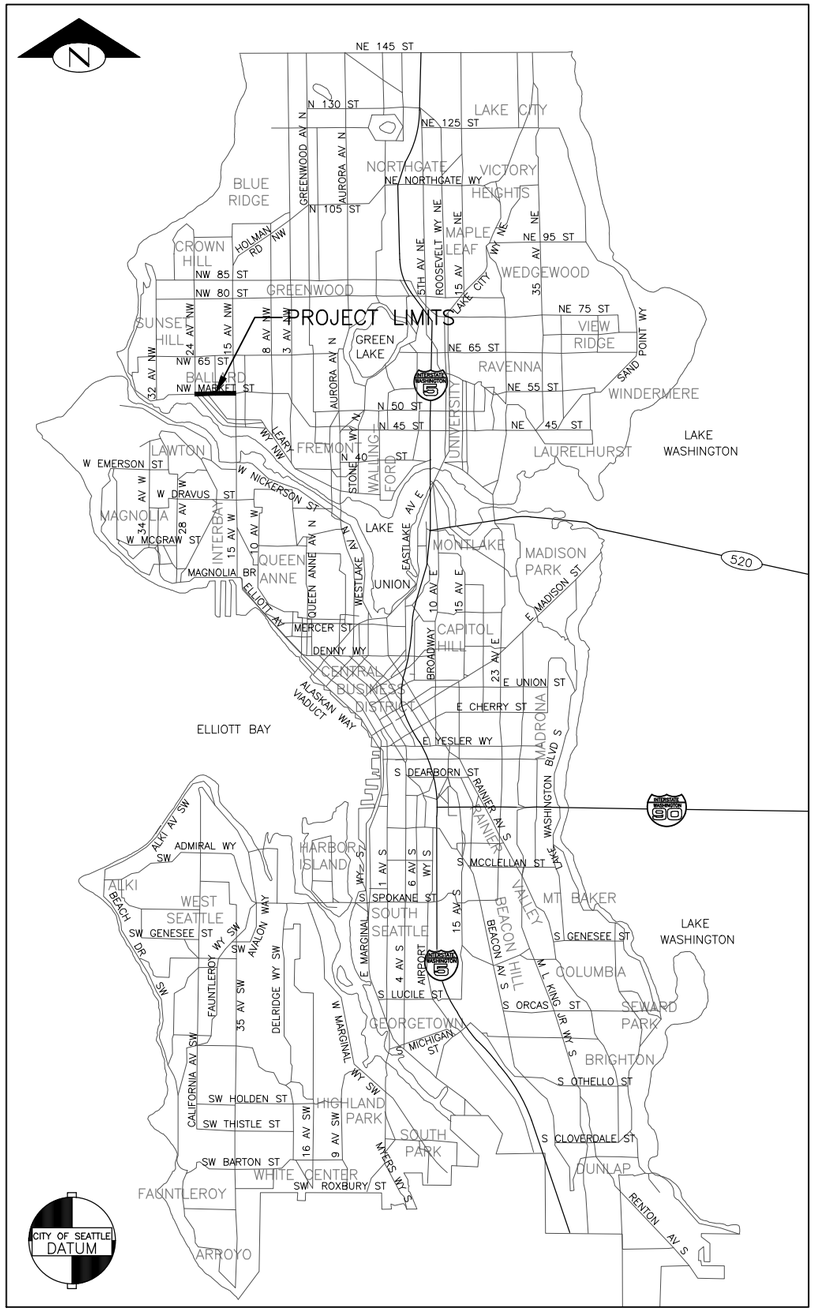

VICINITY MAP

NTS

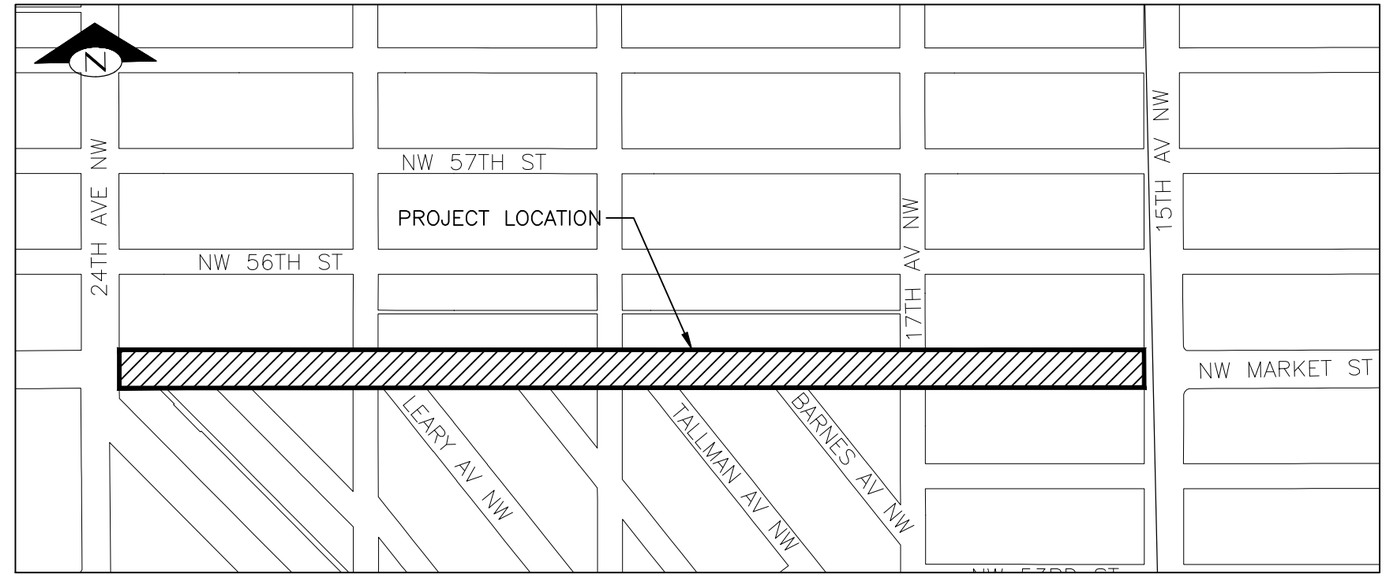

LOCATION MAP

SCALE: 1" = 200'

DETAIL AND SECTION REFERENCING

4/9 — DETAIL REFERENCE NUMBER / SHEET ON WHICH DETAIL APPEARS

(TITLE) (SCALE) 4/9 — DETAIL REFERENCE NUMBER / SHEET FROM WHICH DETAIL WAS TAKEN

("TYP" SPECIFIES THAT DETAIL IS UNIFORMLY TYPICAL THROUGHOUT PROJECT EXCEPT WHERE OTHERWISE NOTED.)
("VAR" SPECIFIES THAT DETAIL WAS TAKEN FROM SEVERAL SHEETS.)

A — A 32 — SECTION A–A IS SHOWN ON SHEET 32.

SECTION A–A 30 — SECTION A–A IS TAKEN FROM SHEET 30.

CURB RAMPS

1. THIS PROJECT INCLUDES THE FOLLOWING:

NEW CURB RAMPS	1
REBUILT CURB RAMPS	38
PROJECT TOTAL	39

SHEET INDEX

SHEET	DRAWING	DESCRIPTION
1	CV1	COVER
2	NT1	NOTES
3	SV1	SURVEY CONTROL PLAN
4–10	RW1–RW7	RIGHT–OF–WAY PLANS
11–14	SP1–SP4	SITE PREPARATION PLANS
15	TS1	TYPICAL SECTION
16–19	SD1–SD4	STORM DRAIN PLANS
20	SDP1	STORM DRAINAGE PROFILES
21–24	UT1–UT4	UTILITIES PLANS
25–29	SG1–SG5	SIGNAL PLANS
30–33	PV1–PV4	PAVING PLANS
34–41	CR1–CR8	CURB RAMP PLANS
42–45	JT1–JT4	JOINT LAYOUT PLANS
46–49	CH1–CH4	CHANNELIZATION AND SIGNING PLANS

30% SUBMITTAL (NOT FOR CONSTRUCTION)

COVER

VAULT SERIAL NO.	DATE	MARK	NATURE REVISIONS	MADE	CHK'D	REV'D

Z:\2018 Projects\18011 NW Market ST AAC\Plans\TRC0743_P-COVR.dwg
May-09-19 12:25pm

CM DESIGN GROUP
1318 East Pike St
Seattle, WA 98122
206-659-0612

APPROVED FOR ADVERTISING
LIZ ALZEER
DEPARTMENT OF FINANCE & ADMINISTRATIVE SERVICES
SEATTLE, WASHINGTON . . . . . 20 . . .
BY: . . . . . .
CITY PURCHASING & CONTRACTING SERVICES DIRECTOR

INITIALS AND DATE		INITIALS AND DATE	
DESIGNED	SND 5/19	REVIEWED:	
CHECKED	CEM 5/19	DES.	CONST.
		SDOT	PROJ. MGR.
DRAWN	JTE 5/19	RECEIVED	
CHECKED	CEM 5/19	REVISED AS BUILT	

ALL WORK SHALL BE DONE IN ACCORDANCE WITH THE CITY OF SEATTLE STANDARD PLANS AND SPECIFICATIONS AND OTHER DOCUMENTS CALLED FOR IN SECTION 0-02.3 OF THE PROJECT MANUAL.

CATHERINE P. AITKIN — STATE OF WASHINGTON — 27900 — REGISTERED PROFESSIONAL ENGINEER

Seattle Department of Transportation

ORDINANCE NO. PW NO.

SCALE: 1"=20'

2020 AAC NW MARKET ST

JOB PC TRC0743 CO TRC0743
VPI #
CV1
SHEET 1 OF 49

GENERAL NOTES

UNLESS OTHERWISE NOTED ON THE DRAWINGS:

1. ALL WORK MUST CONFORM TO THE 2017 EDITION OF THE CITY OF SEATTLE STANDARD SPECIFICATIONS FOR ROAD, BRIDGE AND MUNICIPAL CONSTRUCTION, THE 2017 EDITION OF THE CITY OF SEATTLE STANDARD PLANS FOR MUNICIPAL CONSTRUCTION, AND THE SEATTLE DEPARTMENT OF TRANSPORTATION DIRECTOR'S RULE 01–2017 FOR STREET AND SIDEWALK PAVEMENT OPENING AND RESTORATION. A COPY OF THESE DOCUMENTS MUST BE ONSITE DURING CONSTRUCTION.
2. FOR REQUIREMENTS REGARDING THE PROTECTION AND RESTORATION OF PUBLIC AND PRIVATE PROPERTY SEE SECTIONS 1–07.16 & 1–07.17.
3. UNDER NO CIRCUMSTANCES WILL WORK BE PERFORMED WHICH WOULD REMOVE, ADJUST, DESTROY OR OTHERWISE MAKE A SURVEY MONUMENT NO LONGER VISIBLE OR READILY ACCESSIBLE WITHOUT A PERMIT FROM THE WASHINGTON STATE DEPARTMENT OF NATURAL RESOURCES. SEE SECTION 1–07.16(1).
4. TREES, SHRUBS AND OTHER PLANT MATERIAL NOT DESIGNATED FOR REMOVAL MUST BE PROTECTED FROM DAMAGE. SEE SECTIONS 1–07.16(2) AND 8–01 FOR REQUIREMENTS REGARDING THE TREE, VEGETATION AND SOIL PROTECTION PLAN.
5. THE PROJECT WILL INVOLVE EXCAVATION OVER CHARGED WATER MAINS. FOR PROTECTION OF THIS INFRASTRUCTURE, SEE SECTIONS 1–07.16(1) AND 2–02.3(3)C. CONTRACTOR MUST NOT REPAIR DAMAGE TO CHARGED WATER MAINS OR SERVICES BUT MUST IMMEDIATELY NOTIFY THE SPU EMERGENCY DISPATCHER AT 206–386–1800.
6. RESTORATION OF CONTRACTOR DAMAGE TO EXISTING UTILITIES MUST BE AT THE CONTRACTOR'S EXPENSE. SEE SECTIONS 1–07.13 AND 1–07.16.
7. THE CONTRACTOR MUST NOTIFY THE UTILITIES FOR UNDERGROUND UTILITY LOCATIONS BEFORE COMMENCEMENT OF ANY EXCAVATION. ADVANCE NOTIFICATION IS REQUIRED. SEE SECTION 1–07.28.
8. FOR NOTIFICATION AND COORDINATION REQUIREMENTS, INCLUDING COMMUNICATION WITH METRO TRANSIT, SEE SECTION 1–07.28.
9. ALL EXCAVATIONS ADJACENT TO SEATTLE CITY LIGHT POLES OR OTHER FACILITIES (VAULTS, HANDHOLES, ETC.) MUST COMPLY WITH WAC 296–155 PART N, EXCAVATION, TRENCHING AND SHORING. POLE PROTECTION/ SUPPORTING SYSTEMS USED WHILE EXCAVATING MUST COMPLY WITH WAC 296–155–655, GENERAL PROTECTION REQUIREMENTS, ITEM (9) AND MUST NOT AFFECT THE STRUCTURAL INTEGRITY OF POLES WHILE THE SYSTEMS ARE IN PLACE OR AFTER THE SYSTEMS HAVE BEEN REMOVED.

STORMWATER POLLUTION PREVENTION NOTES

UNLESS OTHERWISE NOTED ON THE DRAWINGS:

1. THE CONTRACTOR MUST PREPARE A CONSTRUCTION STORMWATER AND EROSION CONTROL PLAN (CSECP), A TREE, VEGETATION AND SOIL PROTECTION PLAN (TVSPP) AND A SPILL PLAN (SP) FOR APPROVAL BY THE ENGINEER PRIOR TO CONSTRUCTION. SEE SECTIONS 1–07.15 AND 8–01.
2. THE CONTRACTOR MUST COMPLY WITH ALL NPDES PERMIT REQUIREMENTS. SEE SECTIONS 1–07.15 AND 8–01.

ROADWAY NOTES

UNLESS OTHERWISE NOTED ON THE DRAWINGS:

1. PAVEMENT, SIDEWALK AND CURB REMOVALS MUST EXTEND TO EXISTING JOINTS, TO LIMITS IDENTIFIED AS "SAWCUT" ON THE DRAWINGS, OR TO LIMITS DETERMINED BY THE ENGINEER. SEE SECTION 2–02.3.
2. ALL JOINTS AT THE MEET LINES OF NEW CONSTRUCTION AND EXISTING SURFACES MUST BE BUTT JOINTS. SEE SECTION 5–04.3(10)B.
3. LONGITUDINAL JOINTS MUST BE COORDINATED WITH THE CHANNELIZATION DRAWINGS. LONGITUDINAL JOINTS MUST BE AT A LANE LINE OR EDGE OF TRAVELED WAY UNLESS APPROVED OTHERWISE IN WRITING BY THE ENGINEER. SEE SECTION 5–05.3(8)E2.
4. PAVING AROUND INLETS AND CATCH BASINS MUST BE SLOPED TO ESTABLISH A DRAINAGE TRANSITION ZONE PER STANDARD PLAN 260A.
5. ALL NEWLY CONSTRUCTED PEDESTRIAN ACCESS ROUTES INCLUDING SIDEWALK AND CURB RAMPS MUST MEET CURRENT ADA GUIDELINES (PROWAG 2011) TO THE MAXIMUM EXTENT FEASIBLE. SEE SECTION 8–14.3(7)A FOR PRE–MEETING REQUIREMENT.
6. WHERE PLANS DENOTE "*MEF" FOR CURB RAMP ELEMENTS, THIS DESIGNATION IS FOR REFERENCE ONLY AND MUST BE FIELD VERIFIED BY THE ENGINEER. THE CONTRACTOR MUST NOTIFY THE ENGINEER PER SECTION 8–14.3(7) AND ALLOW THE ENGINEER THE OPPORTUNITY TO INSPECT THE CURB RAMP LAYOUT AND DIRECT ADJUSTMENTS AS NEEDED. EVERY EFFORT WILL BE MADE TO ACHIEVE AN ADA COMPLIANT RAMP.
7. WMA SURFACE COURSE FOR ROADWAY MUST BE CLASS $\frac{1}{2}$", PG70–22 FOR 10 MILLION ESAL'S. HMA SURFACE COURSE FOR ASPHALT WALKS SHALL BE CLASS $\frac{1}{2}$" PG 64–22 FOR 3 MILLION ESAL'S.
8. HMA BASE COURSE FOR ROADWAY MUST BE CLASS 1", PG64–22 FOR 10 MILLION ESAL'S.
9. PRIOR TO SAWCUT AND REMOVAL FOR BASE REPAIR, THE CONTRACTOR MUST HAVE THE LIMITS VERIFIED BY THE ENGINEER. BASE REPAIR MAY BE DONE BEFORE PLANING. THE OWNER RESERVES THE RIGHT TO IDENTIFY ADDITIONAL AREAS OF BASE REPAIR AFTER PLANING.
10. IF AN EXISTING WATER VALVE BOX REQUIRES ADJUSTMENT, IT MUST BE DONE BY EXCAVATING THE CASTING AND VERTICALLY ADJUSTING THE TOP SECTION OF THE VALVE BOX. THE FLANGE MUST BE CAST IN TO SURROUNDING PAVEMENT AS SHOWN ON STD PLAN 315. DO NOT USE EXTENSION RINGS.
11. CONTRACTOR MUST ADJUST CASTINGS IN ACCORDANCE WITH SECTION 7–20. CASTINGS MUST BE ADJUSTED TO FINISH GRADE PRIOR TO CONSTRUCTION OF FINAL SURFACE COURSE PER SECTION 5–04.3(9)B. WORN OR BROKEN CASTINGS TO BE REPLACED MUST BE REPLACED PRIOR TO INSTALLATION OF THE FINAL SURFACE.

METRO COORDINATION NOTES

1. TO SCHEDULE BUS SHELTER REMOVAL BY METRO, CONTACT PLANSREVIEW@KINGCOUNTY.GOV. ADVANCE NOTIFICATION OF 3 WEEKS IS REQUIRED.
2. ALL METRO SHELTER FOOTINGS MUST BE INSPECTED BY METRO BEFORE ANY CONCRETE IS POURED. CONTACT METRO INSPECTORS AT 206–263–1370 OR 206–947–1574 OR PAUL.MILLER@KINGCOUNTY.GOV. ADVANCE NOTICE OF 3 WORKING DAYS IS REQUIRED.
3. AFTER BUS SHELTER FOOTINGS ARE INSTALLED, CONTACT PLANSREVIEW@KINGCOUNTY.GOV TO SCHEDULE BUS SHELTER FRAME INSTALLATION AND BUS STOP FLAG POST INSTALLATION.

SIGNAL NOTES

UNLESS OTHERWISE NOTED ON THE DRAWINGS:

1. THE CONTRACTOR MUST IMMEDIATELY REPORT ANY DAMAGE TO THE TRAFFIC SIGNAL SYSTEM, INCLUDING CONDUIT AND THE DETECTOR LOOPS. SEE SECTION 1–07.28 NOTE 16.
2. THE TRAFFIC SIGNAL SYSTEM INTERCONNECT CABLE AND SIGNAL WIRE SERVICE, VIDEO, OR MASTER CABLE MUST NOT BE SPICED. SEE SECTIONS 8–31.3(8)A AND 8–31.3(9)B.
3. THE CONTRACTOR MUST CONTACT SDOT TRAFFIC SIGNAL OPERATIONS WHEN THE TRAFFIC SIGNAL SYSTEMS OR THE TRAFFIC DETECTOR LOOPS MAY BE IMPACTED BY CONSTRUCTION. ADVANCE NOTIFICATION IS REQUIRED. SEE SECTION 1–07.28, SIGNALIZED INTERSECTIONS.
4. THE CONTRACTOR MUST PROVIDE PRELIMINARY LAYOUT FOR THE TRAFFIC DETECTION. THE LAYOUT MUST BE VERIFIED BY THE ENGINEER PRIOR TO SAW CUTTING. ADVANCE NOTIFICATION IS REQUIRED. SEE SECTION 8–31.3(5)A.

SIGNING & CHANNELIZATION NOTES

UNLESS OTHERWISE NOTED ON THE DRAWINGS:

1. TO ORDER SDOT PROVIDED SIGNS, OR TO COORDINATE SDOT'S INSTALLATION OF SIGNS, SEE SECTION 8–21.3(1). ADVANCE NOTIFICATION IS REQUIRED. CONTACT SDOT SIGNS AND MARKING SHOP AT (206)233–7104.
2. FOR REQUIREMENTS ON LAYOUT AND VERIFICATION OF CHANNELIZATION FEATURES, SEE SECTION 8–22.3(1). ADVANCE NOTIFICATION IS REQUIRED. CONTACT CARTER DANNE AT (206)684–0817 FOR CHAN REVIEW.
3. FOR SIGNING AND STRIPING DETAILS NOT SHOWN IN THESE DRAWINGS, SEE 600 SERIES AND 700 SERIES STANDARD PLANS.
4. TELESPAR SIGN POSTS MUST BE PERFORATED (PRE–PUNCHED).

DRAINAGE NOTES

UNLESS OTHERWISE NOTED ON THE DRAWINGS:

1. FOR INLET CONNECTION BEND AND SLOPE RESTRICTIONS, SEE SECTION 7–08.3(5).
2. WHEN CONNECTING TO EXISTING SEWER AND DRAINAGE LINES, THE CONTRACTOR MUST VERIFY INVERT ELEVATIONS PRIOR TO CONSTRUCTION. DISCREPANCIES IN INVERT ELEVATIONS MUST BE IMMEDIATELY BROUGHT TO THE ATTENTION OF THE ENGINEER.
3. BEDDING FOR INLET CONNECTION AND CATCH BASIN CONNECTION PIPES MUST BE CLASS B. SEE STD PLAN 285.
4. ALL INLET AND CATCH BASIN PIPE RECONNECTION MUST BE MISSION FLEX–SEAL ARC (WWW.MISSIONRUBBER.COM) OR APPROVED EQUAL. SEE SECTIONS 7–09.3(5) AND 7–08.5.
5. SEATTLE PUBLIC UTILITIES (SPU) APPROVAL IS REQUIRED FOR ALL PROPOSED NEW CATCH BASINS, INLETS AND PIPES PRIOR TO FINAL SURFACE RESTORATION. CONTACT THE ENGINEER, 48 HOURS IN ADVANCE.
6. DUCTILE IRON PIPE MUST BE ANSI A21.51 CLASS 50 WITH PUSH–ON JOINTS. FITTINGS FOR DUCTILE IRON PIPE SHALL BE PER ANSI A21.10 OR ANSI A21.53 WITH PUSH–ON JOINTS. GLANDS ON MECHANICAL JOINT PIPE AND FITTINGS MUST BE DUCTILE.

VAULT	SERIAL NO.	DATE	MARK	NATURE REVISIONS	MADE	CHK'D	REV'D

30% SUBMITTAL (NOT FOR CONSTRUCTION)

CM DESIGN GROUP
1318 East Pike St
Seattle, WA 98122
206-659-0612

APPROVED FOR ADVERTISING
LIZ ALZEER
DEPARTMENT OF FINANCE & ADMINISTRATIVE SERVICES
SEATTLE, WASHINGTON . . . . . 20 . . .

BY: . . . . . .
CITY PURCHASING & CONTRACTING SERVICES DIRECTOR

INITIALS AND DATE		INITIALS AND DATE	
DESIGNED	SND 5/19	REVIEWED:	
CHECKED	CEM 5/19	DES.	CONST.
		SDOT	PROJ. MGR.
DRAWN	JTE 5/19	RECEIVED	
CHECKED	CEM 5/19	REVISED AS BUILT	

ALL WORK SHALL BE DONE IN ACCORDANCE WITH THE CITY OF SEATTLE STANDARD PLANS AND SPECIFICATIONS AND OTHER DOCUMENTS CALLED FOR IN SECTION 0–02.3 OF THE PROJECT MANUAL.

CATHERINE E. ALLEKOTTE
STATE OF WASHINGTON
27900
REGISTERED PROFESSIONAL ENGINEER

Seattle Department of Transportation
ORDINANCE NO. PW NO.
SCALE: 1"=20'

2020 AAC NW MARKET ST

NOTES

JOB PC TRC0743
CO TRC0743
VPI #
NT1
SHEET 2 OF 49

Z:\2018 Projects\18011 NW Market ST AAC\Plans\TRC0743_P-NOTE.dwg
May-09-19 12:26pm

SECTION 11, TWP 25 N., RGE 3E.

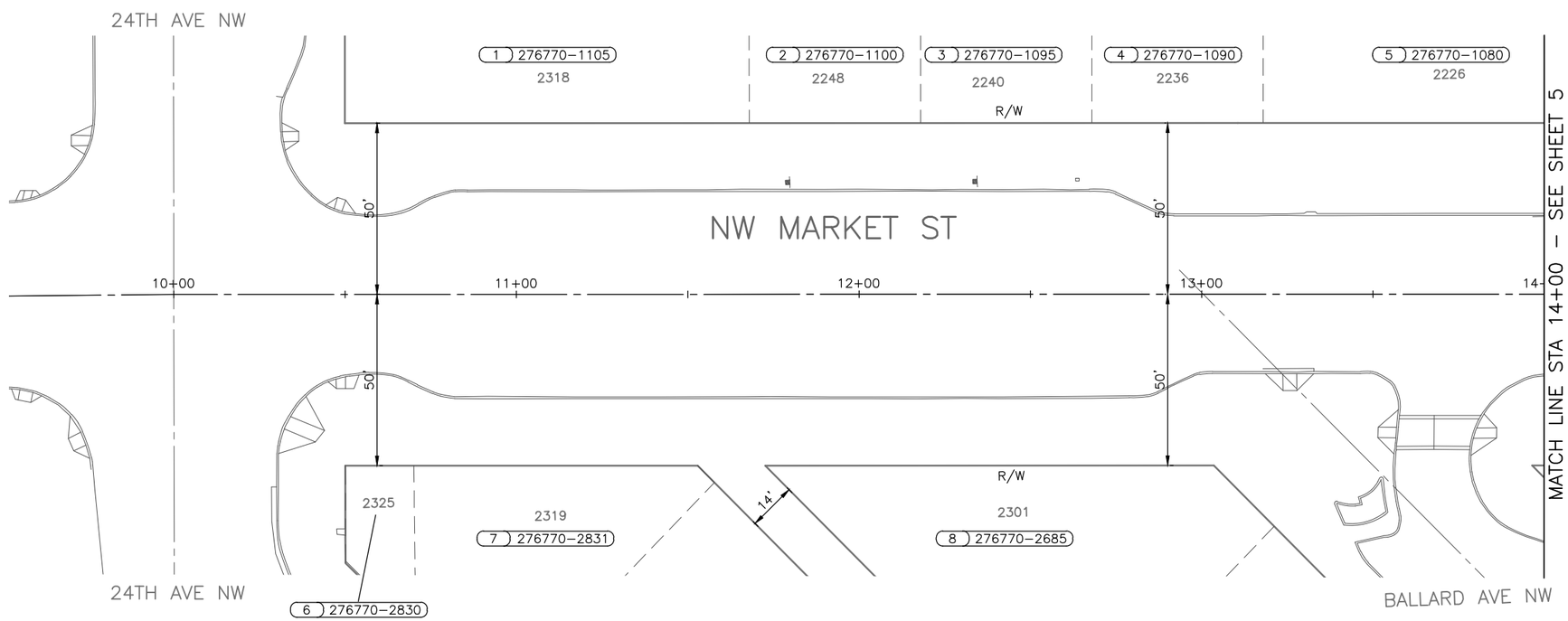

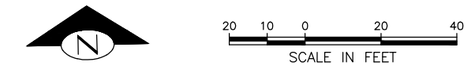

LEGEND

- COMPENSABLE TEMPORARY CONSTRUCTION EASEMENT
- MUTUAL BENEFIT TEMPORARY CONSTRUCTION EASEMENT
- EXISTING RIGHT-OF-WAY LINE
- EXISTING PROPERTY LOT LINE
- EXISTING CENTERLINE

PROJECT PARCEL NUMBER

1 1234567890

TAX PARCEL NUMBER

PROJECT PARCEL NO.	TAX PARCEL NO.	OWNERSHIP (TAXPAYER)	PARCEL ADDRESS	OWNERSHIP TOTAL AREA (SF)	COMPENSABLE TEMPORARY CONSTRUCTION EASEMENT (SF)	MUTUAL BENEFIT TEMPORARY CONSTRUCTION EASEMENT (SF)	TOTAL TEMPORARY CONSTRUCTION EASEMENT (SF)	REMAINDER AREA (SF)
1	276770-1105	BUTLER JANET I	2318 NW MARKET ST	11800	0	0	0	11800
2	276770-1100	STRATTON PROPERTIES INC	2248 NW MARKET ST	5000	0	0	0	5000
3	276770-1095	STRATTON PROPERTIES INC	2240 NW MARKET ST	5000	0	0	0	5000
4	276770-1090	STRATTON PROPERTIES INC	2238 NW MARKET ST	5000	0	0	0	5000
5	276770-1080	MJW KING LLC	2228 NW MARKET ST	22500	0	0	0	22500
6	276770-2830	RANDALL ASSOC LLC	2325 NW MARKET ST	747	0	0	0	747
7	276770-2831	CURRY BRUCE A -TRUSTEE	2319 NW MARKET ST	4000	0	0	0	4000
8	276770-2685	C DON FILER AGENCY INC	2301 NW MARKET ST	6740	0	0	0	6740

30% SUBMITTAL (NOT FOR CONSTRUCTION)

RIGHT-OF-WAY PLAN

VAULT	SERIAL NO.	DATE	MARK	NATURE REVISIONS	MADE	CHK'D	REV'D

CM DESIGN GROUP
1318 East Pike St
Seattle, WA 98122
206-659-0612

APPROVED FOR ADVERTISING
LIZ ALZEER
DEPARTMENT OF FINANCE & ADMINISTRATIVE SERVICES
SEATTLE, WASHINGTON . . . . . 20 . . .
BY: . . . . . .
CITY PURCHASING & CONTRACTING SERVICES DIRECTOR

INITIALS AND DATE	INITIALS AND DATE
DESIGNED SND 5/19	REVIEWED:
CHECKED CEM 5/19	DES. CONST.
	SDOT PROJ. MGR.
DRAWN JTE 5/19	RECEIVED
CHECKED CEM 5/19	REVISED AS BUILT

ALL WORK SHALL BE DONE IN ACCORDANCE WITH THE CITY OF SEATTLE STANDARD PLANS AND SPECIFICATIONS AND OTHER DOCUMENTS CALLED FOR IN SECTION 0-02.3 OF THE PROJECT MANUAL.

CATHERINE MERKLIN STATE OF WASHINGTON 27900 REGISTERED PROFESSIONAL ENGINEER

Seattle Department of Transportation
ORDINANCE NO. PW NO.
SCALE: 1"=20'

2020 AAC NW MARKET ST

JOB PC TRC0743 CO TRC0743
VPI #
RW1
SHEET 4 OF 49

Z:\2018 Projects\18011 NW Market ST AAC\Plans\TRC0743_P-RWAY.dwg
May-09-19 12:27pm

SECTION 11, TWP 25 N., RGE 3E.

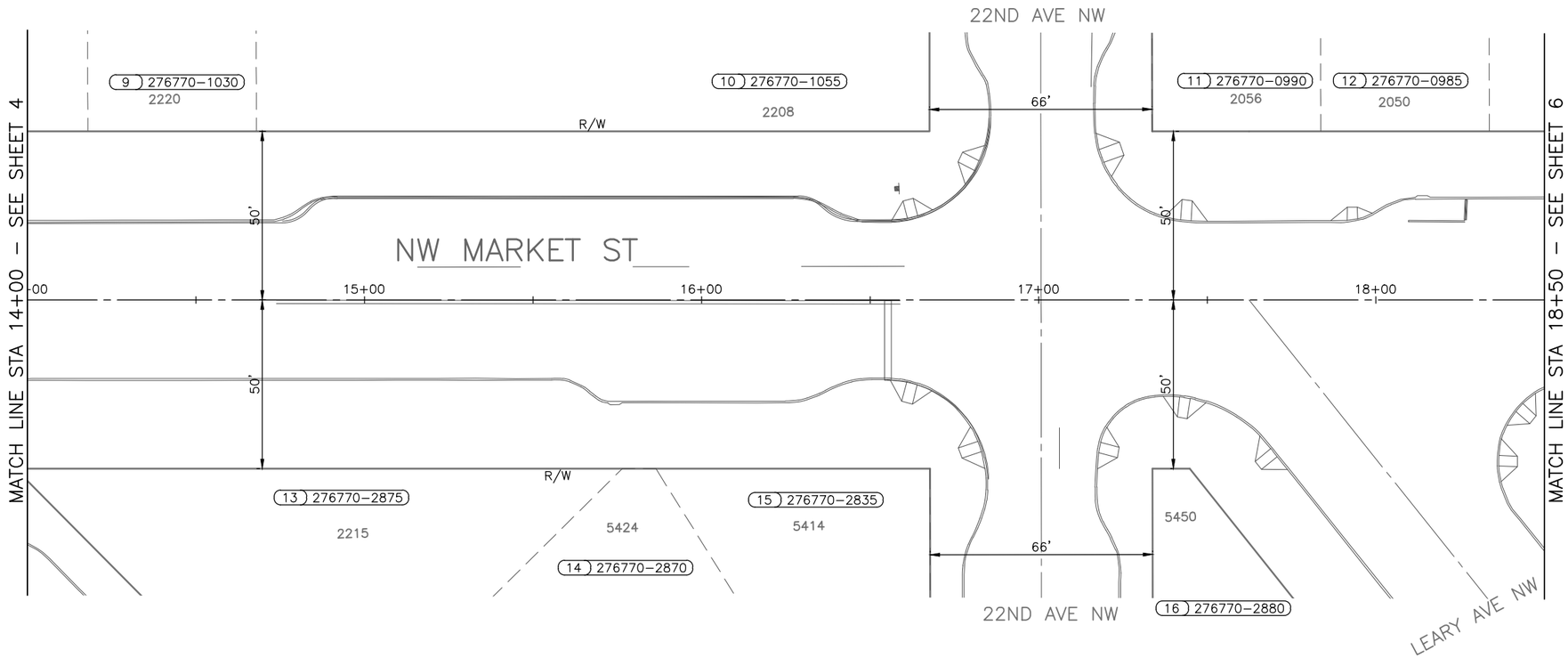

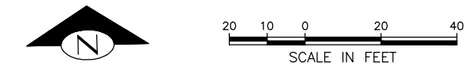

LEGEND

- COMPENSABLE TEMPORARY CONSTRUCTION EASEMENT
- MUTUAL BENEFIT TEMPORARY CONSTRUCTION EASEMENT
- EXISTING RIGHT-OF-WAY LINE
- EXISTING PROPERTY LOT LINE
- EXISTING CENTERLINE

PROJECT PARCEL NUMBER: 1 1234567890 — TAX PARCEL NUMBER

PROJECT PARCEL NO.	TAX PARCEL NO.	OWNERSHIP (TAXPAYER)	PARCEL ADDRESS	OWNERSHIP TOTAL AREA (SF)	COMPENSABLE TEMPORARY CONSTRUCTION EASEMENT (SF)	MUTUAL BENEFIT TEMPORARY CONSTRUCTION EASEMENT (SF)	TOTAL TEMPORARY CONSTRUCTION EASEMENT (SF)	REMAINDER AREA (SF)
9	276770-1030	WANG BROTHERS INVESTMENTS	2220 NW MARKET ST	10000	0	0	0	10000
10	276770-1055	CKM ASSOCIATES LLP	2208 NW MARKET ST	22000	0	0	0	22000
11	276770-0990	STRATTON PROPERTIES INC	2056 NW MARKET ST	4750	0	0	0	4750
12	276770-0985	STRATTON PROPERTIES INC	2050 NW MARKET ST	4750	0	0	0	4750
13	276770-2875	NBL II LLC	2215 NW MARKET ST	4615	0	0	0	4615
14	276770-2870	AXIOM 5424 LLC	5424 BALLARD AVE NW	4978	0	0	0	4978
15	276770-2835	MESHER JEROME	5415 22ND AVE NW	8489	0	0	0	8489
16	276770-2880	SEATTLE CITY OF DPR	5450 22ND AVE NW	7387	0	0	0	7387

30% SUBMITTAL (NOT FOR CONSTRUCTION)

RIGHT-OF-WAY PLAN

VAULT	SERIAL NO.	DATE	MARK	NATURE REVISIONS	MADE	CHK'D	REV'D

CM DESIGN GROUP
1318 East Pike St
Seattle, WA 98122
206-659-0612

APPROVED FOR ADVERTISING
LIZ ALZEER
DEPARTMENT OF FINANCE & ADMINISTRATIVE SERVICES
SEATTLE, WASHINGTON . . . . . 20 . . .
BY: . . . . . .
CITY PURCHASING & CONTRACTING SERVICES DIRECTOR

INITIALS AND DATE	INITIALS AND DATE
DESIGNED SND 5/19	REVIEWED: DES. CONST. SDOT PROJ. MGR.
CHECKED CEM 5/19	
DRAWN JTE 5/19	RECEIVED
CHECKED CEM 5/19	REVISED AS BUILT

ALL WORK SHALL BE DONE IN ACCORDANCE WITH THE CITY OF SEATTLE STANDARD PLANS AND SPECIFICATIONS AND OTHER DOCUMENTS CALLED FOR IN SECTION 0-02.3 OF THE PROJECT MANUAL.

CATHERINE MIRELIN STATE OF WASHINGTON 27900 REGISTERED PROFESSIONAL ENGINEER

Seattle Department of Transportation
ORDINANCE NO. PW NO.
SCALE: 1"=20'

2020 AAC NW MARKET ST

JOB PC TRC0743 CO TRC0743
VPI #
RW2
SHEET 5 OF 49

Z:\2018 Projects\18011 NW Market ST AAC\Plans\TRC0743_P-RWAY.dwg
May-09-19 12:27pm

SECTION 11, TWP 25 N., RGE 3E.

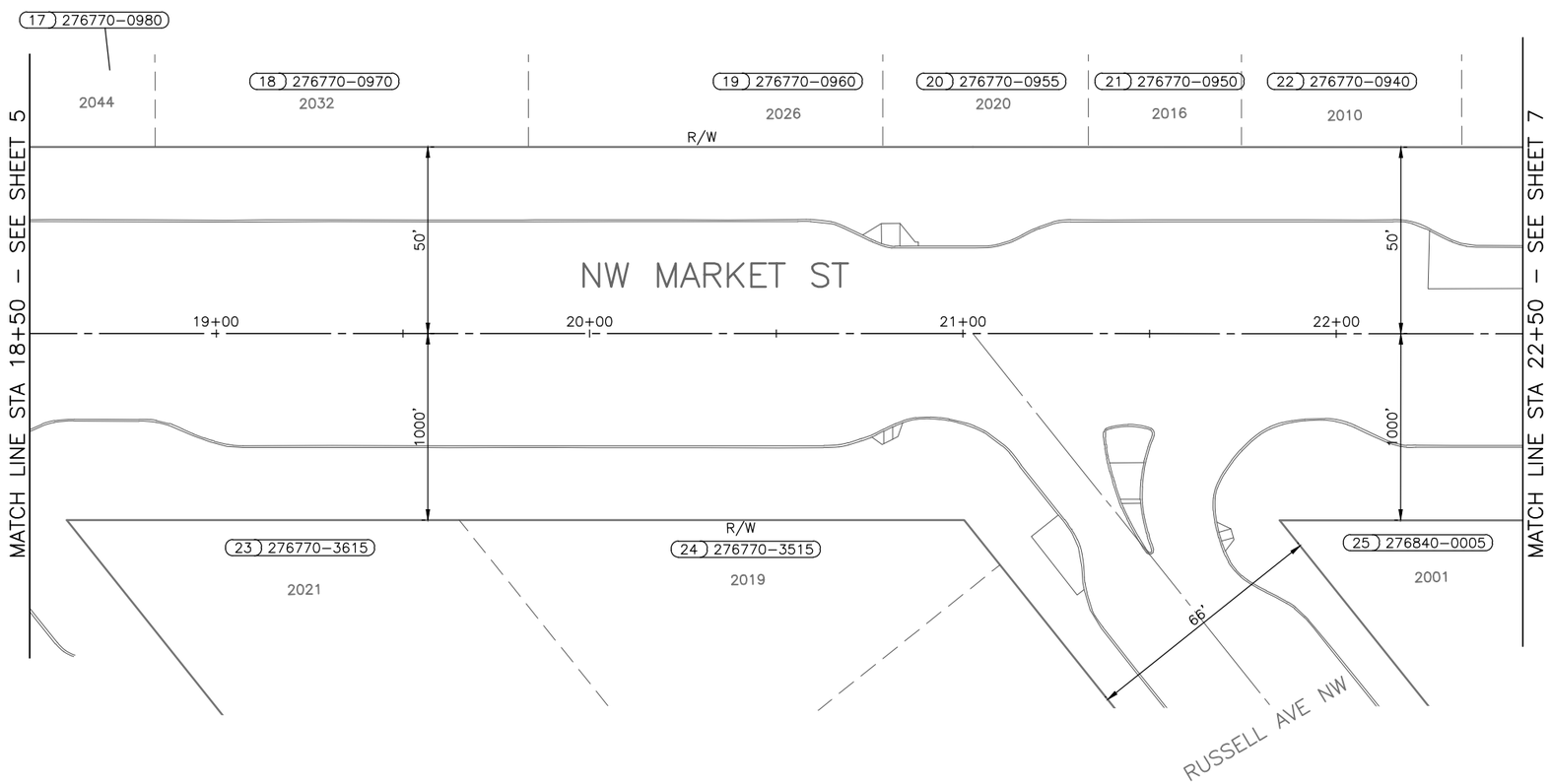

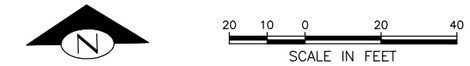

LEGEND

- COMPENSABLE TEMPORARY CONSTRUCTION EASEMENT
- MUTUAL BENEFIT TEMPORARY CONSTRUCTION EASEMENT
- EXISTING RIGHT-OF-WAY LINE
- EXISTING PROPERTY LOT LINE
- EXISTING CENTERLINE
- PROJECT PARCEL NUMBER: 1
- TAX PARCEL NUMBER: 1234567890

PROJECT PARCEL NO.	TAX PARCEL NO.	OWNERSHIP (TAXPAYER)	PARCEL ADDRESS	OWNERSHIP TOTAL AREA (SF)	COMPENSABLE TEMPORARY CONSTRUCTION EASEMENT (SF)	MUTUAL BENEFIT TEMPORARY CONSTRUCTION EASEMENT (SF)	TOTAL TEMPORARY CONSTRUCTION EASEMENT (SF)	REMAINDER AREA (SF)
17	276770-0980	ELTTAES THEATRES,LLC	2044 NW MARKET ST	4750	0	0	0	4750
18	276770-0970	ALHADEFF JACK	2032 NW MARKET ST	9500	0	0	0	9500
19	276770-0960	CARNEGIE GROUP L L C	2026 NW MARKET ST	9015	0	0	0	9015
20	276770-0955	WASHINGTON FEDERAL S&L ASSN	2020 NW MARKET ST	5232	0	0	0	5232
21	276770-0950	BALLARD BUILDING PARTNERS L	2016 NW MARKET ST	2050	0	0	0	2050
22	276770-0940	WH BALLARD LLC	2010 NW MARKET ST	24360	0	0	0	24360
23	276770-3615	MORRIS PIHA MANAGEMENT GRP	2021 NW MARKET ST	12000	0	0	0	1200
24	276770-3515	2021 MARKET STREET	2019 NW MARKET ST	6000	0	0	0	6000
25	276840-0005	STRINGFELLOW EWING	2001 NW MARKET ST	10246	0	0	0	10246

30% SUBMITTAL (NOT FOR CONSTRUCTION)

RIGHT-OF-WAY PLAN

VAULT SERIAL NO.	DATE	MARK	NATURE REVISIONS	MADE	CHK'D	REV'D

Z:\2018 Projects\18011 NW Market ST AAC\Plans\TRC0743_P-RWAY.dwg
May-09-19 12:27pm

CM DESIGN GROUP
1318 East Pike St
Seattle, WA 98122
206-659-0612

APPROVED FOR ADVERTISING
LIZ ALZEER
DEPARTMENT OF FINANCE & ADMINISTRATIVE SERVICES
SEATTLE, WASHINGTON . . . . . 20 . . .
BY: . . . . . .
CITY PURCHASING & CONTRACTING SERVICES DIRECTOR

INITIALS AND DATE	INITIALS AND DATE
DESIGNED SND 5/19	REVIEWED:
CHECKED CEM 5/19	DES. CONST.
	SDOT PROJ. MGR.
DRAWN JTE 5/19	RECEIVED
CHECKED CEM 5/19	REVISED AS BUILT

ALL WORK SHALL BE DONE IN ACCORDANCE WITH THE CITY OF SEATTLE STANDARD PLANS AND SPECIFICATIONS AND OTHER DOCUMENTS CALLED FOR IN SECTION 0-02.3 OF THE PROJECT MANUAL.

CATHERINE E. BALLARD
STATE OF WASHINGTON
27900
REGISTERED
PROFESSIONAL ENGINEER

Seattle Department of Transportation
ORDINANCE NO. PW NO.
SCALE: 1"=20'

2020 AAC NW MARKET ST

JOB PC TRC0743
CO TRC0743
VPI #
RW3
SHEET 6 OF 49

SECTION 11, TWP 25 N., RGE 3E.

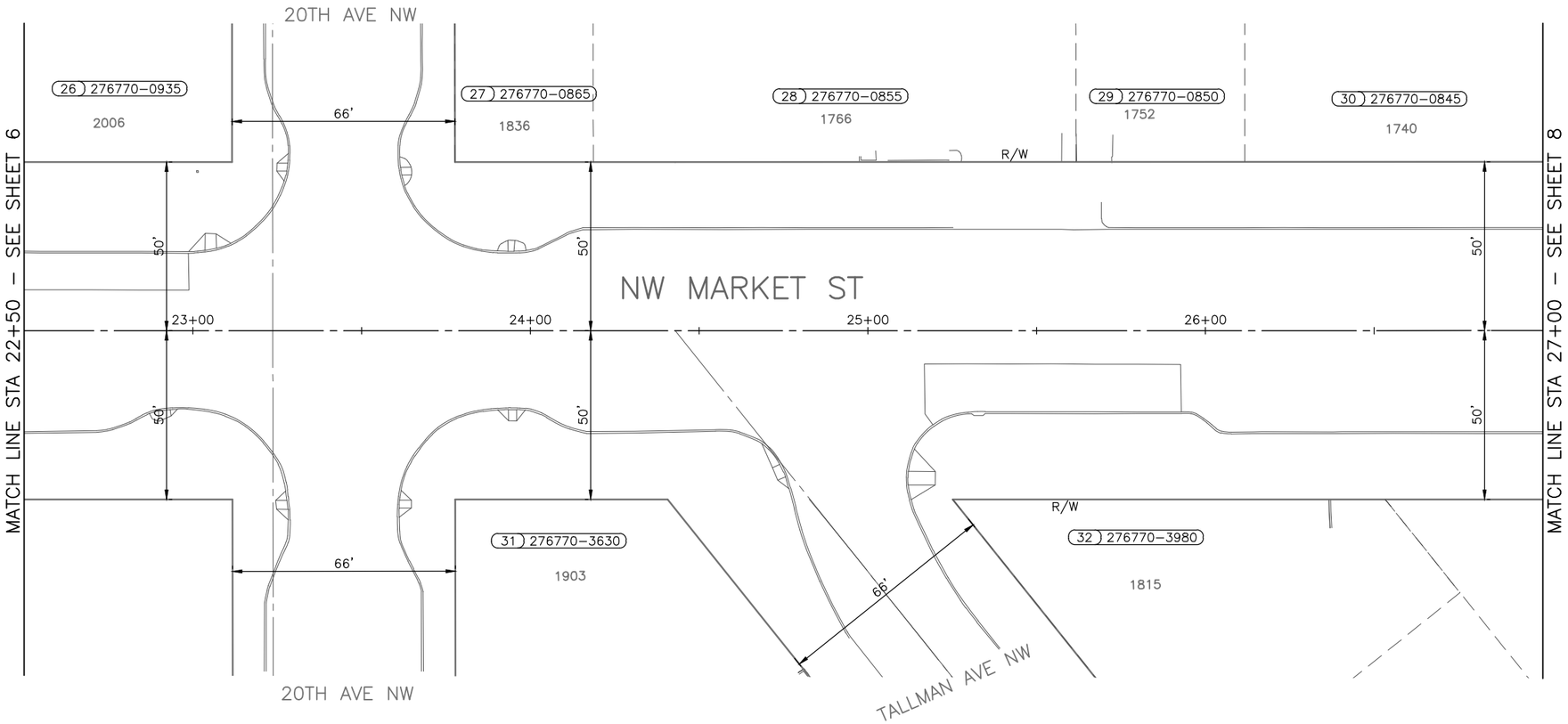

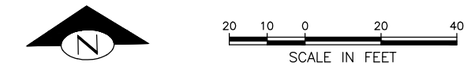

LEGEND

- COMPENSABLE TEMPORARY CONSTRUCTION EASEMENT
- MUTUAL BENEFIT TEMPORARY CONSTRUCTION EASEMENT
- EXISTING RIGHT-OF-WAY LINE
- EXISTING PROPERTY LOT LINE
- EXISTING CENTERLINE
- PROJECT PARCEL NUMBER
- 1 1234567890
- TAX PARCEL NUMBER

PROJECT PARCEL NO.	TAX PARCEL NO.	OWNERSHIP (TAXPAYER)	PARCEL ADDRESS	OWNERSHIP TOTAL AREA (SF)	COMPENSABLE TEMPORARY CONSTRUCTION EASEMENT (SF)	MUTUAL BENEFIT TEMPORARY CONSTRUCTION EASEMENT (SF)	TOTAL TEMPORARY CONSTRUCTION EASEMENT (SF)	REMAINDER AREA (SF)
26	276770-0935	OCCIDENTAL LODGE	2006 NW MARKET ST	7410	0	0	0	7410
27	276770-0865	MARKET CORNER LLC	1836 NW MARKET ST	3895	0	0	0	3895
28	276770-0855	MK MARTIN L L C	1766 NW MARKET ST	13585	0	0	0	13585
29	276770-0850	NARA PARK WEST LLC	1752 NW MARKET ST	4750	0	0	0	4750
30	276770-0845	WANG BROTHERS INVESTMENTS	1740 NW MARKET ST	9401	0	0	0	9401
31	276770-3630	MURPHY BALLARD LLC	1903 NW MARKET ST	8350	0	0	0	8350
32	276770-3980	WELLS FARGO BANK	1815 NW MARKET ST	7900	0	0	0	7900

30% SUBMITTAL (NOT FOR CONSTRUCTION)

RIGHT-OF-WAY PLAN

VAULT SERIAL NO.	DATE	MARK	NATURE REVISIONS	MADE	CHK'D	REV'D

Z:\2018 Projects\18011 NW Market ST AAC\Plans\TRC0743_P-RWAY.dwg
May-09-19 12:27pm

CM DESIGN GROUP
1318 East Pike St
Seattle, WA 98122
206-659-0612

APPROVED FOR ADVERTISING
LIZ ALZEER
DEPARTMENT OF FINANCE & ADMINISTRATIVE SERVICES
SEATTLE, WASHINGTON . . . . . 20 . . .
BY: . . . . . .
CITY PURCHASING & CONTRACTING SERVICES DIRECTOR

INITIALS AND DATE	INITIALS AND DATE
DESIGNED SND 5/19	REVIEWED: DES. CONST. SDOT PROJ. MGR.
CHECKED CEM 5/19	RECEIVED
DRAWN JTE 5/19	REVISED AS BUILT
CHECKED CEM 5/19	

ALL WORK SHALL BE DONE IN ACCORDANCE WITH THE CITY OF SEATTLE STANDARD PLANS AND SPECIFICATIONS AND OTHER DOCUMENTS CALLED FOR IN SECTION 0-02.3 OF THE PROJECT MANUAL.

CATHERINE E. BALLARD STATE OF WASHINGTON 27900 REGISTERED PROFESSIONAL ENGINEER

Seattle Department of Transportation
ORDINANCE NO. PW NO.
SCALE: 1"=20'

2020 AAC NW MARKET ST

JOB PC TRC0743 CO TRC0743
VPI #
RW4
SHEET 7 OF 49

SECTION 11, TWP 25 N., RGE 3E.

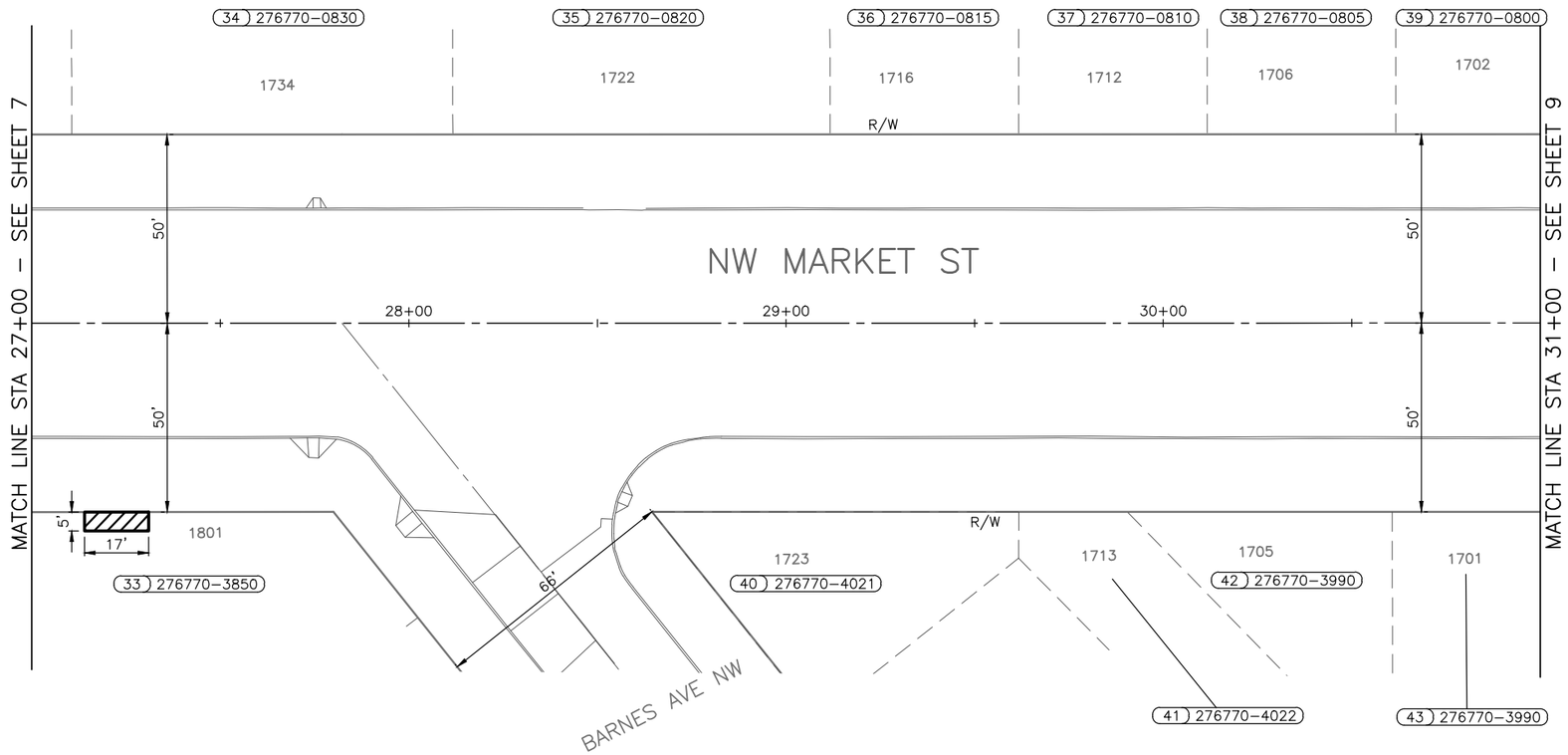

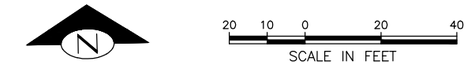

LEGEND

- COMPENSABLE TEMPORARY CONSTRUCTION EASEMENT
- MUTUAL BENEFIT TEMPORARY CONSTRUCTION EASEMENT
- EXISTING RIGHT–OF–WAY LINE
- EXISTING PROPERTY LOT LINE
- EXISTING CENTERLINE

PROJECT PARCEL NUMBER

(1) 1234567890

TAX PARCEL NUMBER

PROJECT PARCEL NO.	TAX PARCEL NO.	OWNERSHIP (TAXPAYER)	PARCEL ADDRESS	OWNERSHIP TOTAL AREA (SF)	COMPENSABLE TEMPORARY CONSTRUCTION EASEMENT (SF)	MUTUAL BENEFIT TEMPORARY CONSTRUCTION EASEMENT (SF)	TOTAL TEMPORARY CONSTRUCTION EASEMENT (SF)	REMAINDER AREA (SF)
33	276770–3850	SWEEDISH HEALTH SERVICES	1801 NW MARKET ST	10000	85	0	0	10000
34	276770–0830	OLSON ERIC A –LLC	1734 NW MARKET ST	9599	0	0	0	9599
35	276770–0820	PANOS PROPERTIES LLC	1722 NW MARKET ST	9500	0	0	0	9500
36	276770–0815	SRO PROPERTIES INC	1716 NW MARKET ST	4750	0	0	0	4750
37	276770–0810	ARNOLD JAY A+ANDREW D	1712 NW MARKET ST	4750	0	0	0	4750
38	276770–0805	BALLARD LODGE 170 IOOF	1706 NW MARKET ST	4750	0	0	0	4750
39	276770–0800	1700 NW MARKET STREET LLC	1702 NW MARKET ST	4750	0	0	0	4750
40	276770–4021	CB–HMG LLC	1723 NW MARKET ST	10370	0	0	0	10370
41	276770–4022	MARKET 17 LLC	1713 NW MARKET ST	3100	0	0	0	3100
42	276770–3990	JKN INVESTMENTS LLC	1705 NW MARKET ST	2902	0	0	0	2902
43	276770–3991	ALAN BUILDING	1701 NW MARKET ST	5886	0	0	0	5886

30% SUBMITTAL (NOT FOR CONSTRUCTION)

RIGHT–OF–WAY PLAN

VAULT SERIAL NO.	DATE	MARK	NATURE REVISIONS	MADE	CHK'D	REV'D

CM DESIGN GROUP
1318 East Pike St
Seattle, WA 98122
206-659-0612

APPROVED FOR ADVERTISING
LIZ ALZEER
DEPARTMENT OF FINANCE & ADMINISTRATIVE SERVICES
SEATTLE, WASHINGTON . . . . . 20 . . .
BY: . . . . . .
CITY PURCHASING & CONTRACTING SERVICES DIRECTOR

INITIALS AND DATE	
DESIGNED SND 5/19	
CHECKED CEM 5/19	
DRAWN JTE 5/19	
CHECKED CEM 5/19	

INITIALS AND DATE	
REVIEWED:	
DES.	CONST.
SDOT	PROJ. MGR.
RECEIVED	
REVISED AS BUILT	

ALL WORK SHALL BE DONE IN ACCORDANCE WITH THE CITY OF SEATTLE STANDARD PLANS AND SPECIFICATIONS AND OTHER DOCUMENTS CALLED FOR IN SECTION 0–02.3 OF THE PROJECT MANUAL.

CATHERINE E. ALLIKAN STATE OF WASHINGTON 27900 REGISTERED PROFESSIONAL ENGINEER

Seattle Department of Transportation
ORDINANCE NO. PW NO.
SCALE: 1"=20'

2020 AAC NW MARKET ST

JOB PC TRC0743 CO TRC0743
VPI #
RW5
SHEET 8 OF 49

Z:\2018 Projects\18011 NW Market ST AAC\Plans\TRC0743_P–RWAY.dwg
May–08–19 12:27pm

SECTION 11, TWP 25 N., RGE 3E.

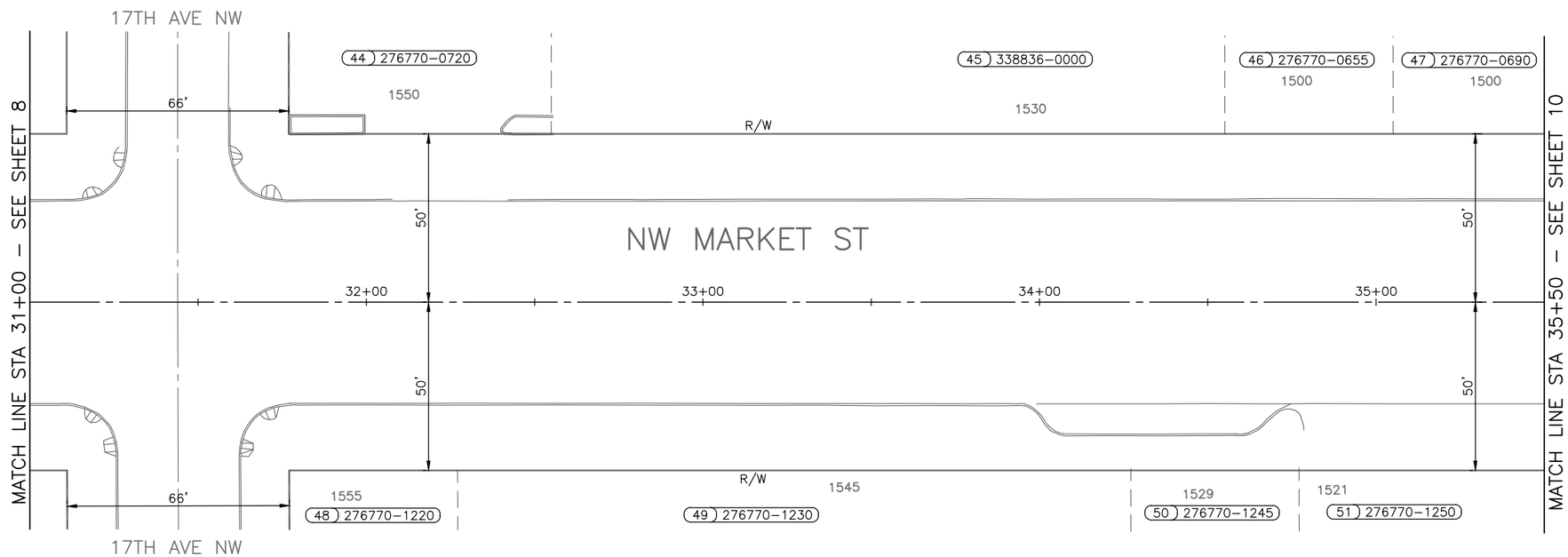

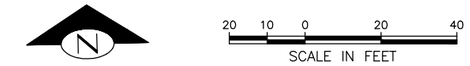

LEGEND

- COMPENSABLE TEMPORARY CONSTRUCTION EASEMENT
- MUTUAL BENEFIT TEMPORARY CONSTRUCTION EASEMENT
- EXISTING RIGHT-OF-WAY LINE
- EXISTING PROPERTY LOT LINE
- EXISTING CENTERLINE
- PROJECT PARCEL NUMBER: 1
- TAX PARCEL NUMBER: 1234567890

PROJECT PARCEL NO.	TAX PARCEL NO.	OWNERSHIP (TAXPAYER)	PARCEL ADDRESS	OWNERSHIP TOTAL AREA (SF)	COMPENSABLE TEMPORARY CONSTRUCTION EASEMENT (SF)	MUTUAL BENEFIT TEMPORARY CONSTRUCTION EASEMENT (SF)	TOTAL TEMPORARY CONSTRUCTION EASEMENT (SF)	REMAINDER AREA (SF)
44	276770-0720	SAR57 LLC	1550 NW MARKET ST	7800	0	0	0	7800
45	338836-0000		1530 NW MARKET ST	22007	0	0	0	22007
46	276770-0655	EQR-R E TAX DEPARTMENT (LED	1500 NW MARKET ST	45000	0	0	0	45000
47	276770-0690	EQR-R E TAX DEPARTMENT (LED	1500 NW MARKET ST	5000	0	0	0	5000
48	276770-1220	HANSON-STIMAC LLC	1555 NW MARKET ST	5000	0	0	0	5000
49	276770-1230	BALLARD APARTMENTS LLC	1545 NW MARKET ST	27800	0	0	0	27800
50	276770-1245	BALLARD APARTMENTS LLC	1529 NW MARKET ST	5000	0	0	0	5000
51	276770-1250	SEATTLE CITY OF FAS	1521 NW MARKET ST	20000	0	0	0	20000

30% SUBMITTAL (NOT FOR CONSTRUCTION)

RIGHT-OF-WAY PLAN

VAULT SERIAL NO.	DATE	MARK	NATURE REVISIONS	MADE	CHK'D	REV'D

CM DESIGN GROUP
1318 East Pike St
Seattle, WA 98122
206-659-0612

APPROVED FOR ADVERTISING
LIZ ALZEER
DEPARTMENT OF FINANCE & ADMINISTRATIVE SERVICES
SEATTLE, WASHINGTON . . . . . 20 . . .
BY: . . . . . .
CITY PURCHASING & CONTRACTING SERVICES DIRECTOR

INITIALS AND DATE	
DESIGNED SND 5/19	
CHECKED CEM 5/19	
DRAWN JTE 5/19	
CHECKED CEM 5/19	

INITIALS AND DATE	
REVIEWED:	
DES.	CONST.
SDOT	PROJ. MGR.
RECEIVED	
REVISED AS BUILT	

ALL WORK SHALL BE DONE IN ACCORDANCE WITH THE CITY OF SEATTLE STANDARD PLANS AND SPECIFICATIONS AND OTHER DOCUMENTS CALLED FOR IN SECTION 0-02.3 OF THE PROJECT MANUAL.

CATHERINE E. BULLOCK
STATE OF WASHINGTON
27900
REGISTERED PROFESSIONAL ENGINEER

Seattle Department of Transportation
ORDINANCE NO. PW NO.
SCALE: 1"=20'

2020 AAC NW MARKET ST

JOB PC TRC0743
CO TRC0743
VPI #
RW6
SHEET 9 OF 49

Z:\2018 Projects\18011 NW Market ST AAC\Plans\TRC0743_P-RWAY.dwg
May-09-19 12:27pm

SECTION 11, TWP 25 N., RGE 3E.

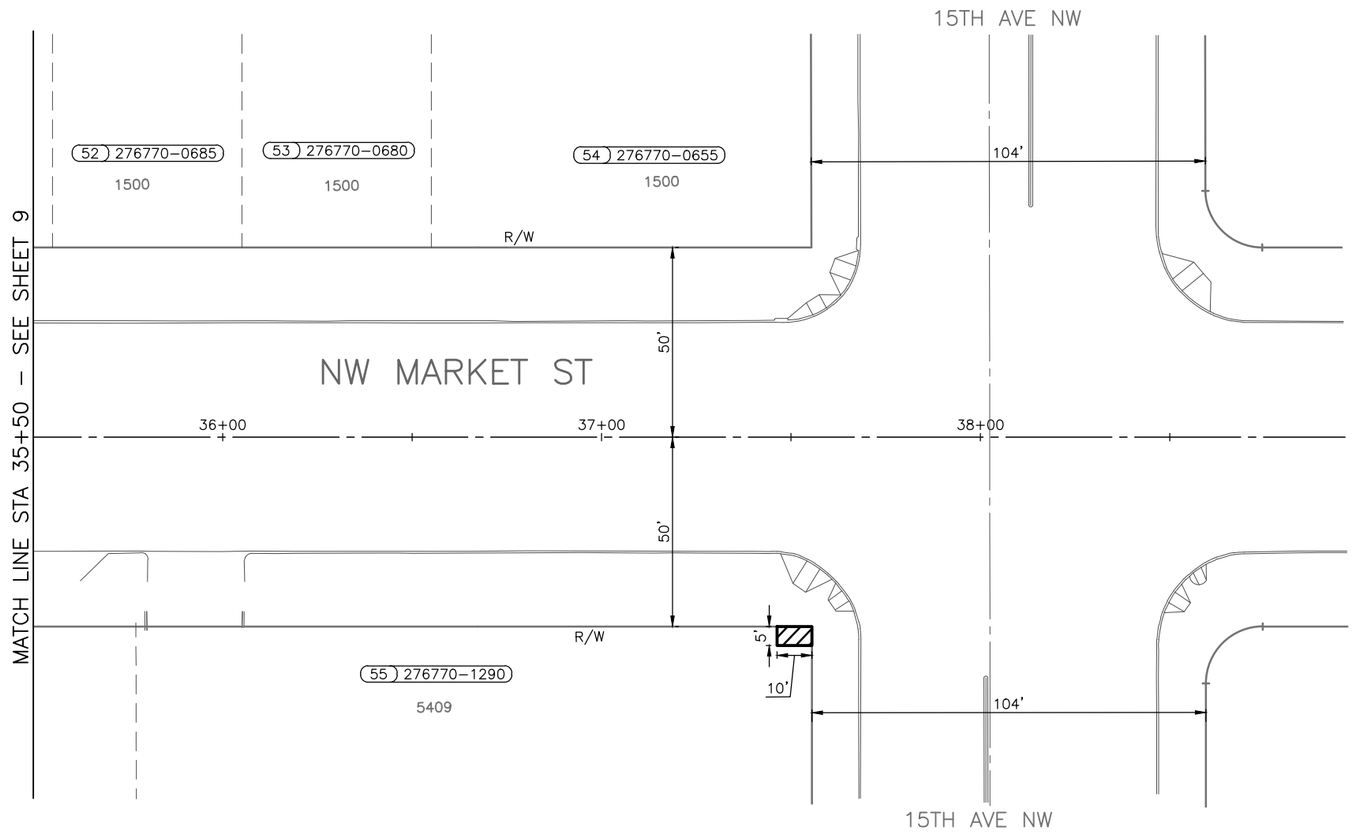

N

20 10 0 20 40
SCALE IN FEET

LEGEND

- COMPENSABLE TEMPORARY CONSTRUCTION EASEMENT
- MUTUAL BENEFIT TEMPORARY CONSTRUCTION EASEMENT
- EXISTING RIGHT-OF-WAY LINE
- EXISTING PROPERTY LOT LINE
- EXISTING CENTERLINE

PROJECT PARCEL NUMBER
1) 1234567890
TAX PARCEL NUMBER

PROJECT PARCEL NO.	TAX PARCEL NO.	OWNERSHIP (TAXPAYER)	PARCEL ADDRESS	OWNERSHIP TOTAL AREA (SF)	COMPENSABLE TEMPORARY CONSTRUCTION EASEMENT (SF)	MUTUAL BENEFIT TEMPORARY CONSTRUCTION EASEMENT (SF)	TOTAL TEMPORARY CONSTRUCTION EASEMENT (SF)	REMAINDER AREA (SF)
52	276770-0685	EQR-R E TAX DEPARTMENT (LED	1500 NW MARKET ST	5000	0	0	0	5000
53	276770-0680	EQR-R E TAX DEPARTMENT (LED	1500 NW MARKET ST	5000	0	0	0	5000
54	276770-0655	EQR-R E TAX DEPARTMENT (LED	1500 NW MARKET ST	45000	0	0	0	45000
55	276770-1290	WALGREENS CO	5409 15TH AVE NW	35620	50	0	0	35620

30% SUBMITTAL (NOT FOR CONSTRUCTION)

RIGHT-OF-WAY PLAN

VAULT SERIAL NO. | DATE | MARK | NATURE | MADE | CHK'D | REV'D
REVISIONS

Z:\2018 Projects\18011 NW Market ST AAC\Plans\TRC0743_P-RWAY.dwg
May-09-19 12:27pm

CM DESIGN GROUP
1318 East Pike St
Seattle, WA 98122
206-659-0612

APPROVED FOR ADVERTISING
LIZ ALZEER
DEPARTMENT OF FINANCE & ADMINISTRATIVE SERVICES
SEATTLE, WASHINGTON . . . . . 20 . . .
BY: . . . . . .
CITY PURCHASING & CONTRACTING SERVICES DIRECTOR

INITIALS AND DATE	INITIALS AND DATE
DESIGNED SND 5/19	REVIEWED:
CHECKED CEM 5/19	DES. CONST.
	SDOT PROJ. MGR.
DRAWN JTE 5/19	RECEIVED
CHECKED CEM 5/19	REVISED AS BUILT

ALL WORK SHALL BE DONE IN ACCORDANCE WITH THE CITY OF SEATTLE STANDARD PLANS AND SPECIFICATIONS AND OTHER DOCUMENTS CALLED FOR IN SECTION 0-02.3 OF THE PROJECT MANUAL.

CATHERINE R. MILLIKIN
STATE OF WASHINGTON
27900
REGISTERED PROFESSIONAL ENGINEER

Seattle Department of Transportation
ORDINANCE NO. PW NO.
SCALE: 1"=20'

2020 AAC NW MARKET ST

JOB PC TRC0743
CO TRC0743
VPI #
RW7
SHEET 10 OF 49

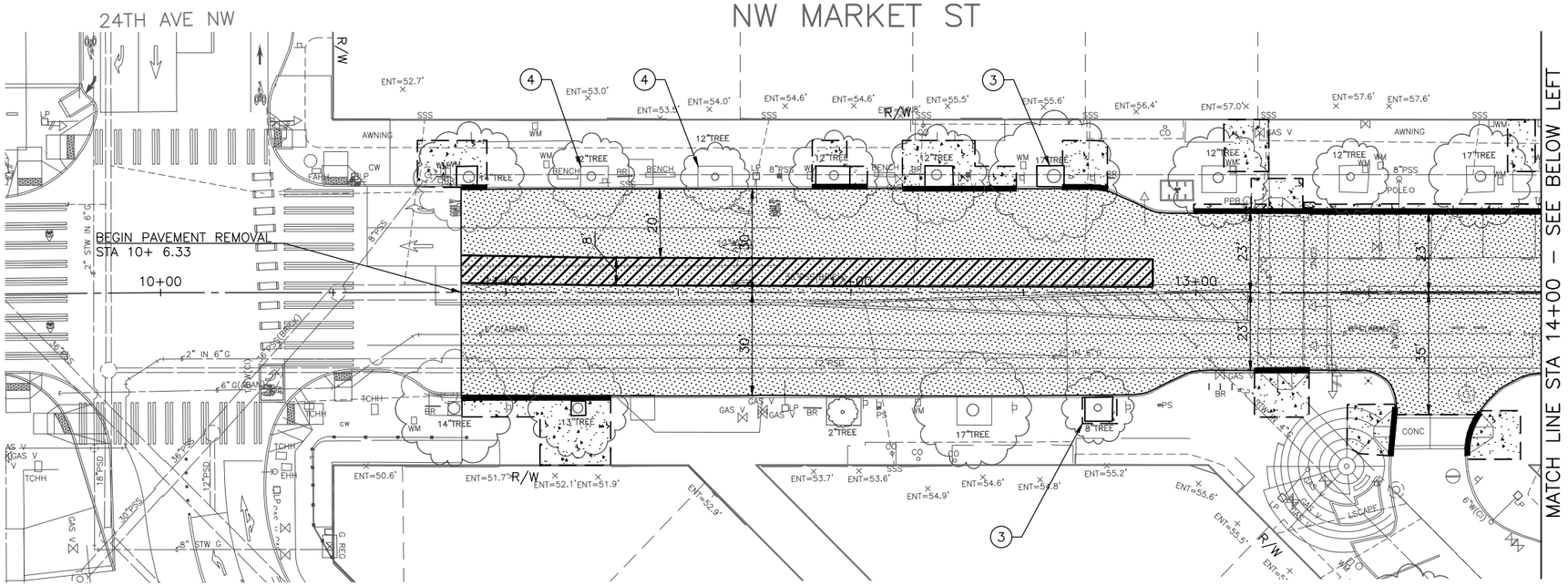

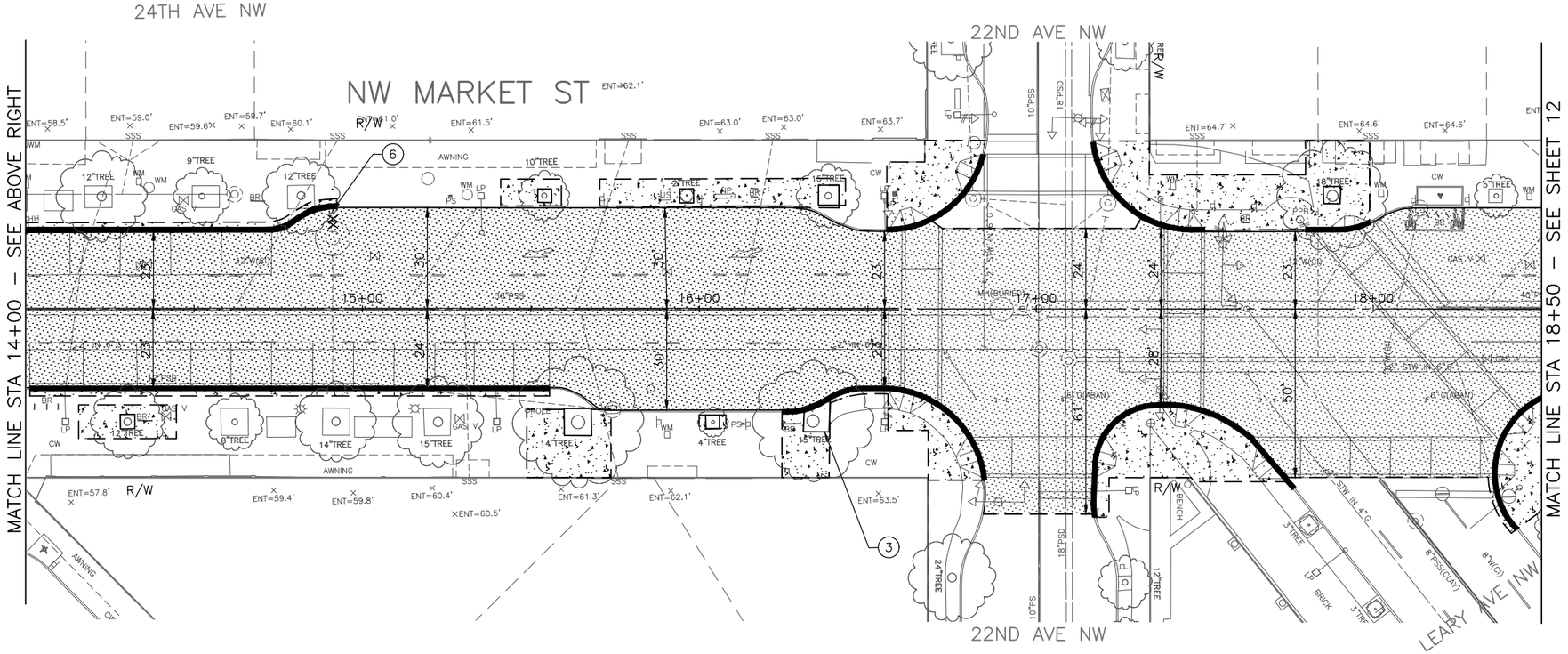

N

SCALE IN FEET

GENERAL NOTES

1. SEE CHANNELIZATION AND SIGNING PLANS FOR SIGN RELOCATIONS AND ADJUSTMENTS.
2. SEE TRAFFIC SIGNAL PLANS FOR SIGNAL EQUIPMENT RELOCATIONS.
3. USE CAUTION WHEN REMOVING PAVEMENT OVER 9" THICK NEAR CAST IRON WATER MAIN PER SECTIONS 1–07.16(1) AND 2–02.3(3)C.
4. PRUNE TREE ROOTS AS DIRECTED BY ENGINEER

SITE PREPARATION NOTES

1. REMOVE TREE. SEE SECTION 2–02.3(3)I.
2. RELOCATE MAILBOX. COORDINATE WITH USPS.
3. EXPAND TREE PIT, COORDINATE WITH URBAN FORESTRY
4. REMOVE WOOD AROUND EX TREE PIT
5. REMOVE ASPH PAVEMENT
6. REMOVE DRAINAGE STRUCTURE

LEGEND

- SAWCUT, FULL DEPTH
- REMOVE PAVEMENT
- REMOVE CEM CONC SIDEWALK
- REMOVE CURB
- REMOVE RAILROAD RAILS AND TIES UNDER PAVEMENT
- REMOVE PIPE

30% SUBMITTAL (NOT FOR CONSTRUCTION)

SITE PREPARATION PLAN

VAULT SERIAL NO.	DATE	MARK	NATURE REVISIONS	MADE	CHK'D	REV'D

Z:\2018 Projects\18011 NW Market ST AAC\Plans\TRC0743_P-DEMO.dwg
May-09-19 10:58am

CM DESIGN GROUP
1318 East Pike St
Seattle, WA 98122
206-659-0612

APPROVED FOR ADVERTISING
LIZ ALZEER
DEPARTMENT OF FINANCE & ADMINISTRATIVE SERVICES
SEATTLE, WASHINGTON . . . . . 20 . . .

BY: . . . . . .
CITY PURCHASING & CONTRACTING SERVICES DIRECTOR

INITIALS AND DATE	
DESIGNED	SND 5/19
CHECKED	CEM 5/19
DRAWN	JTE 5/19
CHECKED	CEM 5/19

INITIALS AND DATE	
REVIEWED:	
DES.	CONST.
SDOT	PROJ. MGR.
RECEIVED	
REVISED AS BUILT	

ALL WORK SHALL BE DONE IN ACCORDANCE WITH THE CITY OF SEATTLE STANDARD PLANS AND SPECIFICATIONS AND OTHER DOCUMENTS CALLED FOR IN SECTION 0–02.3 OF THE PROJECT MANUAL.

CATHERINE MIRALIN
STATE OF WASHINGTON
27900
REGISTERED PROFESSIONAL ENGINEER

Seattle Department of Transportation
ORDINANCE NO. PW NO.
SCALE: 1"=20'

2020 AAC NW MARKET ST

JOB	
PC	TRC0743
CO	TRC0743
VPI #	
SP1	
SHEET 11 OF 49	

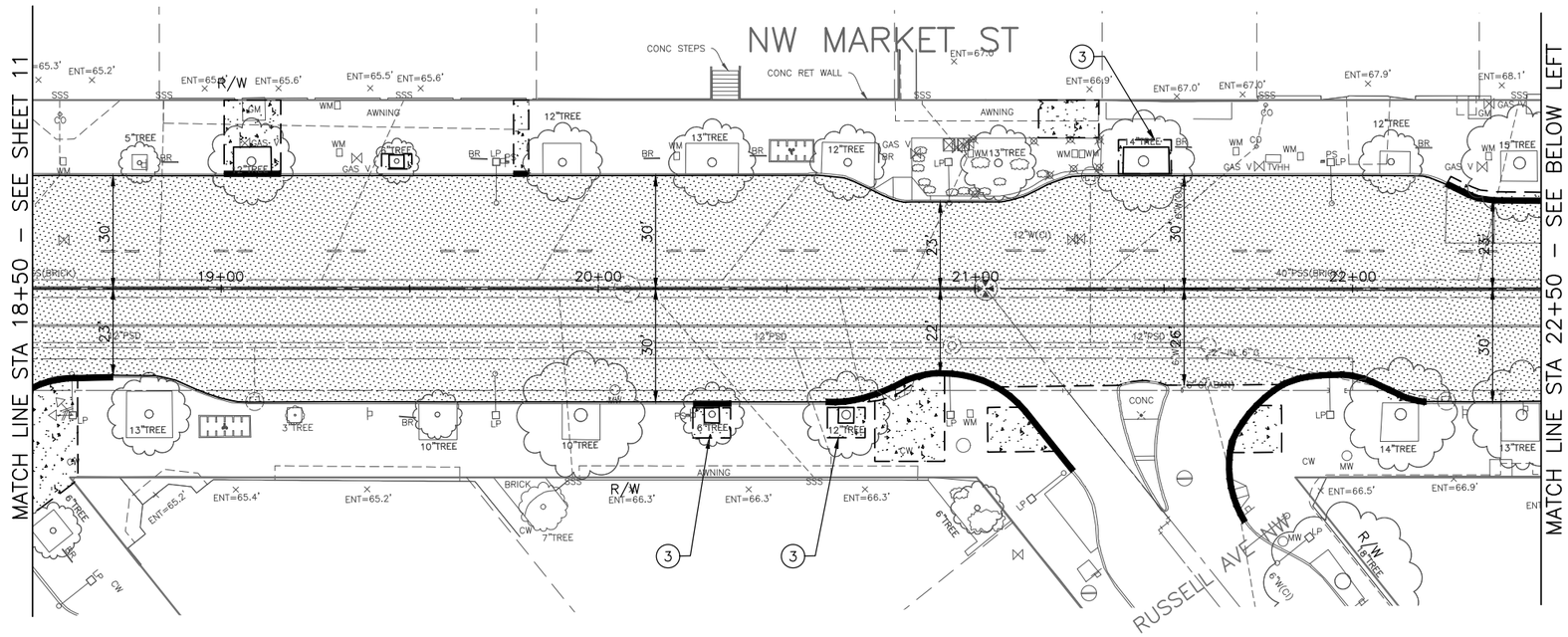

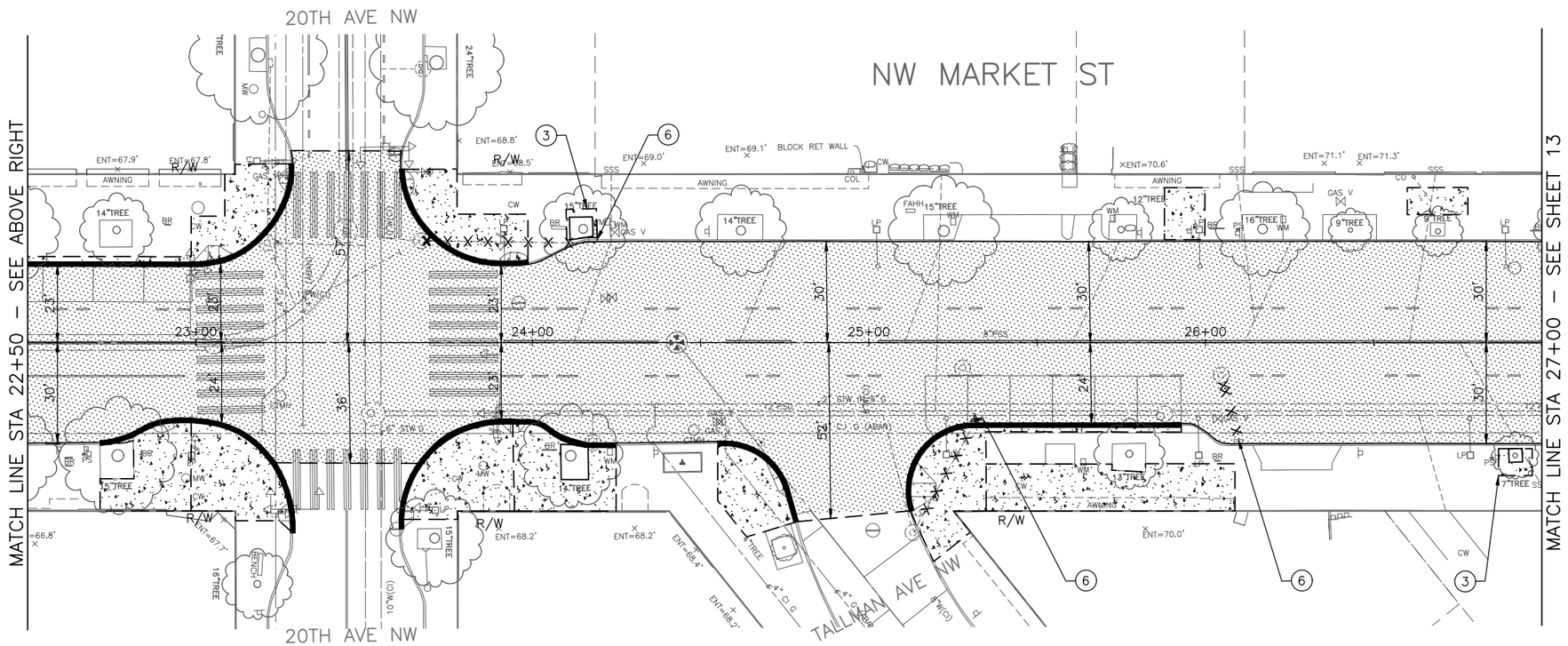

N

SCALE IN FEET

20 10 0 20 40

GENERAL NOTES

1. SEE CHANNELIZATION AND SIGNING PLANS FOR SIGN RELOCATIONS AND ADJUSTMENTS.
2. SEE TRAFFIC SIGNAL PLANS FOR SIGNAL EQUIPMENT RELOCATIONS.
3. USE CAUTION WHEN REMOVING PAVEMENT OVER 9" THICK NEAR CAST IRON WATER MAIN PER SECTIONS 1–07.16(1) AND 2–02.3(3)C.
4. PRUNE TREE ROOTS AS DIRECTED BY ENGINEER

SITE PREPARATION NOTES

1. REMOVE TREE. SEE SECTION 2–02.3(3)I.
2. RELOCATE MAILBOX. COORDINATE WITH USPS.
3. EXPAND TREE PIT, COORDINATE WITH URBAN FORESTRY
4. REMOVE WOOD AROUND EX TREE PIT
5. REMOVE ASPH PAVEMENT
6. REMOVE DRAINAGE STRUCTURE

LEGEND

- SAWCUT, FULL DEPTH
- REMOVE PAVEMENT
- REMOVE CEM CONC SIDEWALK
- REMOVE CURB
- REMOVE RAILROAD RAILS AND TIES UNDER PAVEMENT
- REMOVE PIPE

30% SUBMITTAL (NOT FOR CONSTRUCTION)

SITE PREPARATION PLANS

VAULT	SERIAL NO.	DATE	MARK	NATURE REVISIONS	MADE	CHK'D	REV'D

Z:\2018 Projects\18011 NW Market ST AAC\Plans\TRC0743_P–DEMO.dwg
May–09–19 10:58am

CM DESIGN GROUP
1318 East Pike St
Seattle, WA 98122
206-659-0612

APPROVED FOR ADVERTISING
LIZ ALZEER
DEPARTMENT OF FINANCE & ADMINISTRATIVE SERVICES
SEATTLE, WASHINGTON . . . . . 20 . . .

BY: . . . . . .
CITY PURCHASING & CONTRACTING SERVICES DIRECTOR

INITIALS AND DATE		INITIALS AND DATE	
DESIGNED	SND 5/19	REVIEWED:	
CHECKED	CEM 5/19	DES.	CONST.
		SDOT	PROJ. MGR.
DRAWN	JTE 5/19	RECEIVED	
CHECKED	CEM 5/19	REVISED AS BUILT	

ALL WORK SHALL BE DONE IN ACCORDANCE WITH THE CITY OF SEATTLE STANDARD PLANS AND SPECIFICATIONS AND OTHER DOCUMENTS CALLED FOR IN SECTION 0–02.3 OF THE PROJECT MANUAL.

CATHERINE MERKLIN
STATE OF WASHINGTON
27900
REGISTERED PROFESSIONAL ENGINEER

Seattle Department of Transportation

ORDINANCE NO. PW NO.

SCALE: 1"=20'

2020 AAC NW MARKET ST

JOB PC TRC0743
CO TRC0743
VPI #

SP2

SHEET 12 OF 49

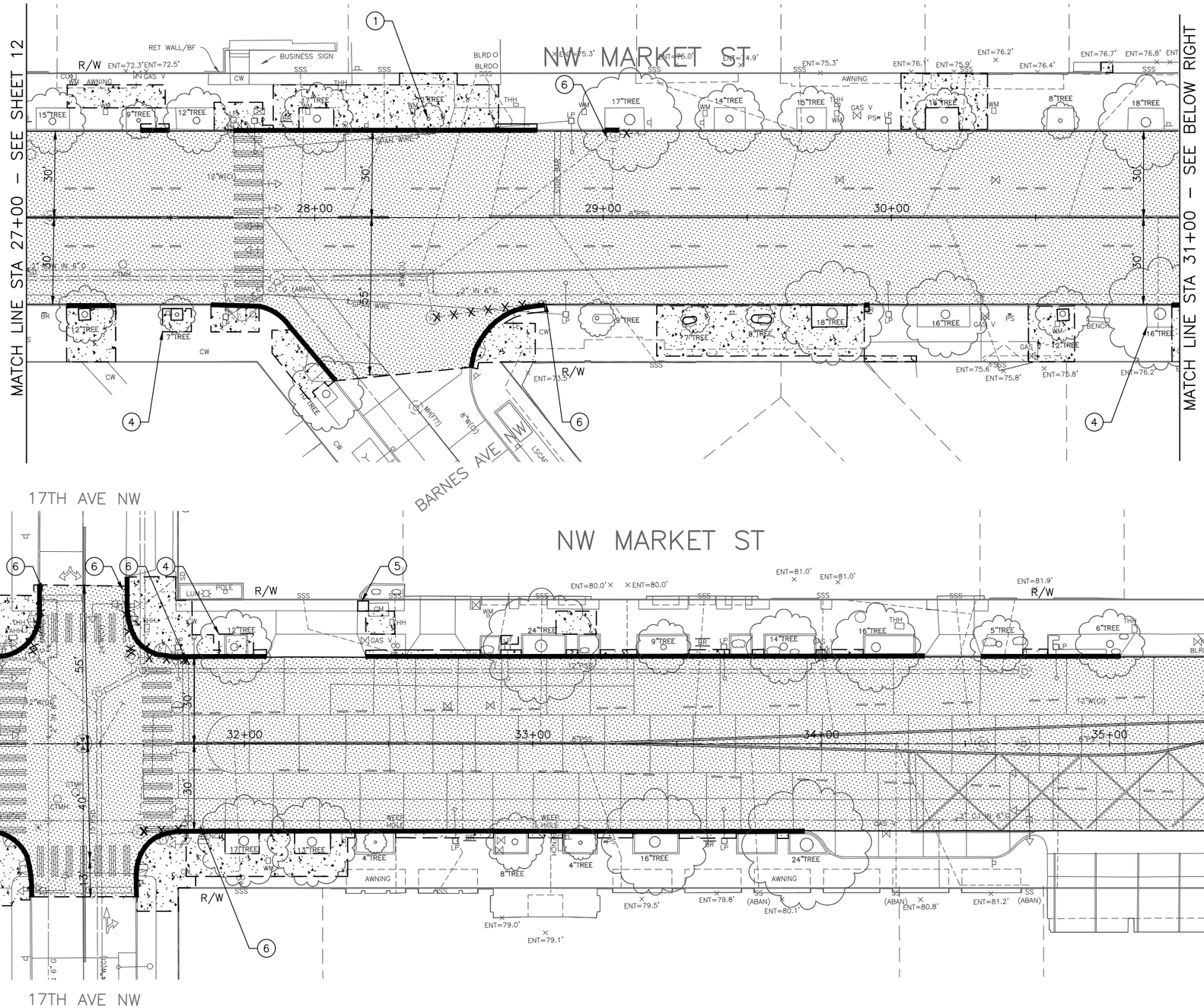

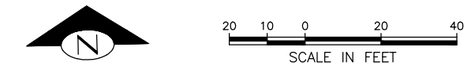

GENERAL NOTES

1. SEE CHANNELIZATION AND SIGNING PLANS FOR SIGN RELOCATIONS AND ADJUSTMENTS.
2. SEE TRAFFIC SIGNAL PLANS FOR SIGNAL EQUIPMENT RELOCATIONS.
3. USE CAUTION WHEN REMOVING PAVEMENT OVER 9" THICK NEAR CAST IRON WATER MAIN PER SECTIONS 1–07.16(1) AND 2–02.3(3)C.
4. PRUNE TREE ROOTS AS DIRECTED BY ENGINEER

SITE PREPARATION NOTES

1. REMOVE TREE. SEE SECTION 2–02.3(3)I.
2. RELOCATE MAILBOX. COORDINATE WITH USPS.
3. EXPAND TREE PIT, COORDINATE WITH URBAN FORESTRY
4. REMOVE WOOD AROUND EX TREE PIT
5. REMOVE ASPH PAVEMENT
6. REMOVE DRAINAGE STRUCTURE

LEGEND

- SAWCUT, FULL DEPTH
- REMOVE PAVEMENT
- REMOVE CEM CONC SIDEWALK
- REMOVE CURB
- REMOVE RAILROAD RAILS AND TIES UNDER PAVEMENT
- × × × × × × × · REMOVE PIPE

30% SUBMITTAL (NOT FOR CONSTRUCTION)

SITE PREPARATION PLAN

VAULT SERIAL NO.	DATE	MARK	NATURE REVISIONS	MADE	CHK'D	REV'D

Z:\2018 Projects\18011 NW Market ST AAC\Plans\TRC0743_P-DEMO.dwg
May-09-19 10:59am

CM DESIGN GROUP
1318 East Pike St
Seattle, WA 98122
206-659-0612

APPROVED FOR ADVERTISING
LIZ ALZEER
DEPARTMENT OF FINANCE & ADMINISTRATIVE SERVICES
SEATTLE, WASHINGTON . . . . . 20 . .
BY: . . . . . .
CITY PURCHASING & CONTRACTING SERVICES DIRECTOR

INITIALS AND DATE		INITIALS AND DATE	
DESIGNED	SND 5/19	REVIEWED:	
CHECKED	CEM 5/19	DES.	CONST.
		SDOT	PROJ. MGR.
DRAWN	JTE 5/19	RECEIVED	
CHECKED	CEM 5/19	REVISED AS BUILT	

ALL WORK SHALL BE DONE IN ACCORDANCE WITH THE CITY OF SEATTLE STANDARD PLANS AND SPECIFICATIONS AND OTHER DOCUMENTS CALLED FOR IN SECTION 0–02.3 OF THE PROJECT MANUAL.

CATHERINE MERKLIN
STATE OF WASHINGTON
27900
REGISTERED PROFESSIONAL ENGINEER

Seattle Department of Transportation
ORDINANCE NO. PW NO.
SCALE: 1"=20'

2020 AAC NW MARKET ST

JOB PC TRC0743 CO TRC0743
VPI #
SP3
SHEET 13 OF 49

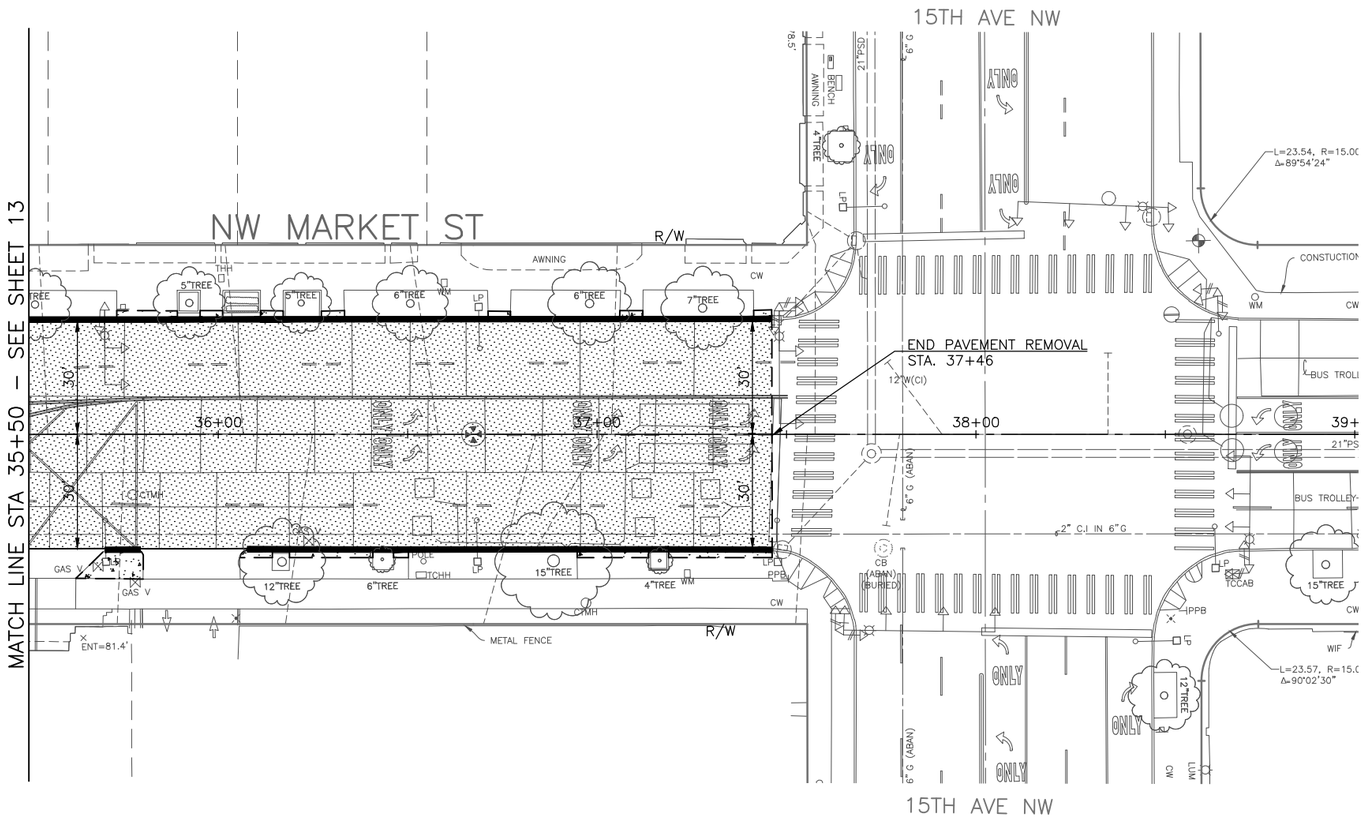

N

20 10 0 20 40
SCALE IN FEET

GENERAL NOTES

1. SEE CHANNELIZATION AND SIGNING PLANS FOR SIGN RELOCATIONS AND ADJUSTMENTS.
2. SEE TRAFFIC SIGNAL PLANS FOR SIGNAL EQUIPMENT RELOCATIONS.
3. USE CAUTION WHEN REMOVING PAVEMENT OVER 9" THICK NEAR CAST IRON WATER MAIN PER SECTIONS 1–07.16(1) AND 2–02.3(3)C.
4. PRUNE TREE ROOTS AS DIRECTED BY ENGINEER

SITE PREPARATION NOTES

1. REMOVE TREE. SEE SECTION 2–02.3(3)I.
2. RELOCATE MAILBOX. COORDINATE WITH USPS.
3. EXPAND TREE PIT, COORDINATE WITH URBAN FORESTRY
4. REMOVE WOOD AROUND EX TREE PIT
5. REMOVE ASPH PAVEMENT
6. REMOVE DRAINAGE STRUCTURE

LEGEND

- SAWCUT, FULL DEPTH
- REMOVE PAVEMENT
- REMOVE CEM CONC SIDEWALK
- REMOVE CURB
- REMOVE RAILROAD RAILS AND TIES UNDER PAVEMENT
- × × × × × × × × · REMOVE PIPE

30% SUBMITTAL (NOT FOR CONSTRUCTION)

SITE PREPARATION PLAN

VAULT SERIAL NO.	DATE	MARK	NATURE REVISIONS	MADE	CHK'D	REV'D

Z:\2018 Projects\18011 NW Market ST AAC\Plans\TRC0743_P–DEMO.dwg
May–09–19 10:59am

CM DESIGN GROUP
1318 East Pike St
Seattle, WA 98122
206-659-0612

APPROVED FOR ADVERTISING
LIZ ALZEER
DEPARTMENT OF FINANCE & ADMINISTRATIVE SERVICES
SEATTLE, WASHINGTON . . . . . 20 . . .
BY: . . . . . .
CITY PURCHASING & CONTRACTING SERVICES DIRECTOR

INITIALS AND DATE		INITIALS AND DATE	
DESIGNED	SND 5/19	REVIEWED:	
CHECKED	CEM 5/19	DES.	CONST.
		SDOT	PROJ. MGR.
DRAWN	JTE 5/19	RECEIVED	
CHECKED	CEM 5/19	REVISED AS BUILT	

ALL WORK SHALL BE DONE IN ACCORDANCE WITH THE CITY OF SEATTLE STANDARD PLANS AND SPECIFICATIONS AND OTHER DOCUMENTS CALLED FOR IN SECTION 0–02.3 OF THE PROJECT MANUAL.

CATHERINE MERKIN
STATE OF WASHINGTON
27900
REGISTERED
PROFESSIONAL ENGINEER

Seattle Department of Transportation
ORDINANCE NO. PW NO.
SCALE: 1"=20'

2020 AAC NW MARKET ST

JOB PC TRC0743
CO TRC0743
VPI #
SP4
SHEET 14 OF 49

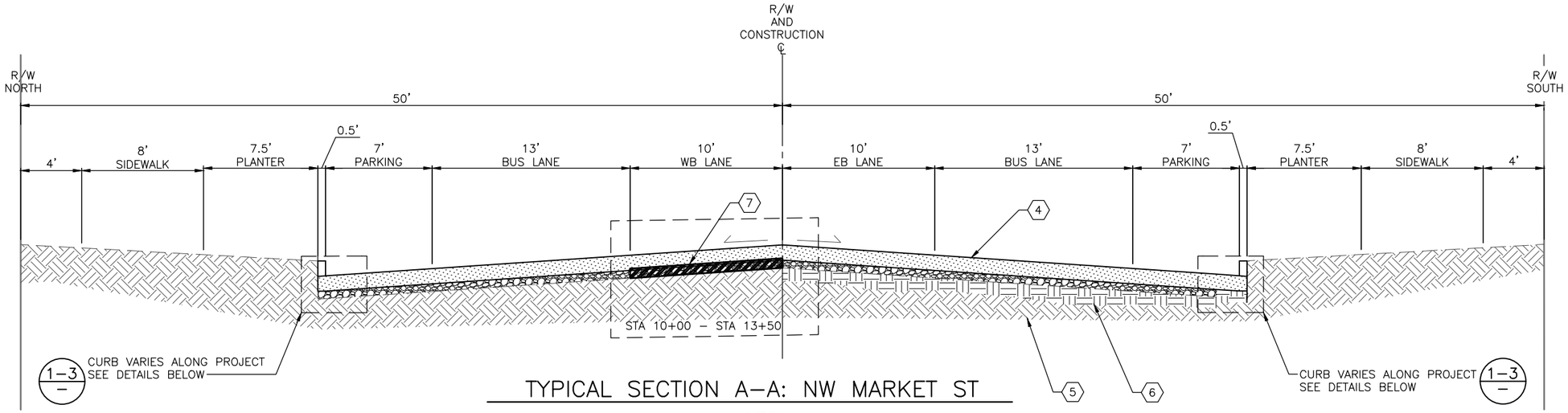

TYPICAL SECTION A–A: NW MARKET ST

NTS

SECTION NOTES

1. EX GRANITE CURB TO REMAIN
2. TYPE 410C CURB, CEM CONC W/25% POZZOLANS PER STD PLAN 420
3. EX MONOLITHIC CURB WITH SIDEWALK TO REMAIN
4. 13" ROADWAY CEM CONC, OVER 6" MNRL AGG TYPE 2
5. EX ROADWAY BASE
6. COMPACTED SUBGRADE
7. REMOVE RAILROAD TIES
8. 14" ROADWAY CEM CONC, OVER 6" MNRL AGG TYPE 2

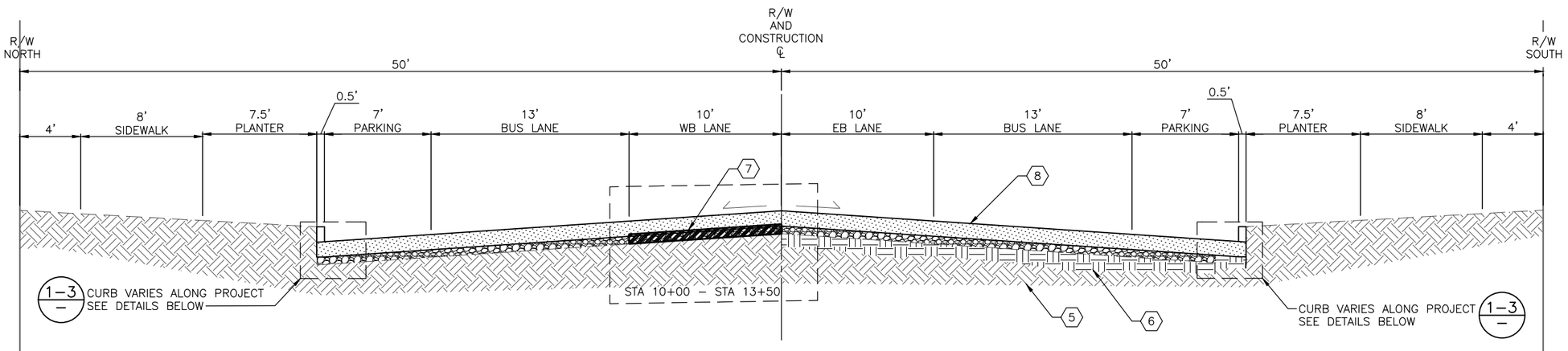

TYPICAL SECTION B–B: NW MARKET ST

NTS

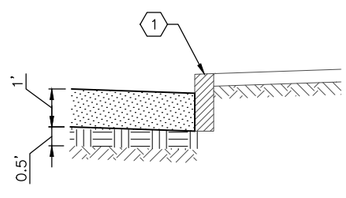

EXISTING GRANITE CURB (1)

NTS

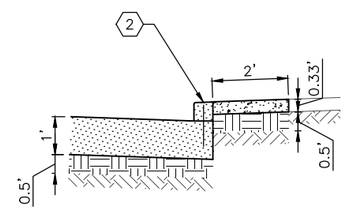

TYPE 410C CURB (2)

NTS

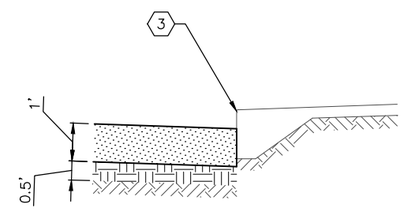

MONOLITHIC CURB W/SIDEWALK (3)

NTS

30% SUBMITTAL (NOT FOR CONSTRUCTION)

TYPICAL SECTION

VAULT	SERIAL NO.	DATE	MARK	NATURE REVISIONS	MADE	CHK'D	REV'D

CM DESIGN GROUP
1318 East Pike St
Seattle, WA 98122
206-659-0612

APPROVED FOR ADVERTISING
LIZ ALZEER
DEPARTMENT OF FINANCE & ADMINISTRATIVE SERVICES
SEATTLE, WASHINGTON . . . . . 20 . . .
BY: . . . . . .
CITY PURCHASING & CONTRACTING SERVICES DIRECTOR

INITIALS AND DATE	INITIALS AND DATE
DESIGNED SND 5/19	REVIEWED:
CHECKED CEM 5/19	DES. CONST.
	SDOT PROJ. MGR.
DRAWN JTE 5/19	RECEIVED
CHECKED CEM 5/19	REVISED AS BUILT

ALL WORK SHALL BE DONE IN ACCORDANCE WITH THE CITY OF SEATTLE STANDARD PLANS AND SPECIFICATIONS AND OTHER DOCUMENTS CALLED FOR IN SECTION 0-02.3 OF THE PROJECT MANUAL.

CATHERINE E. MALLKAN
STATE OF WASHINGTON
27900
REGISTERED PROFESSIONAL ENGINEER

Seattle Department of Transportation
ORDINANCE NO. PW NO.
SCALE: 1"=20'

2020 AAC NW MARKET ST

JOB PC TRC0743 CO TRC0743
VPI #
TS1
SHEET 15 OF 49

Z:\2018 Projects\18011 NW Market ST AAC\Plans\TRC0743_P-ROAD-SECT.dwg
May-09-19 12:29pm

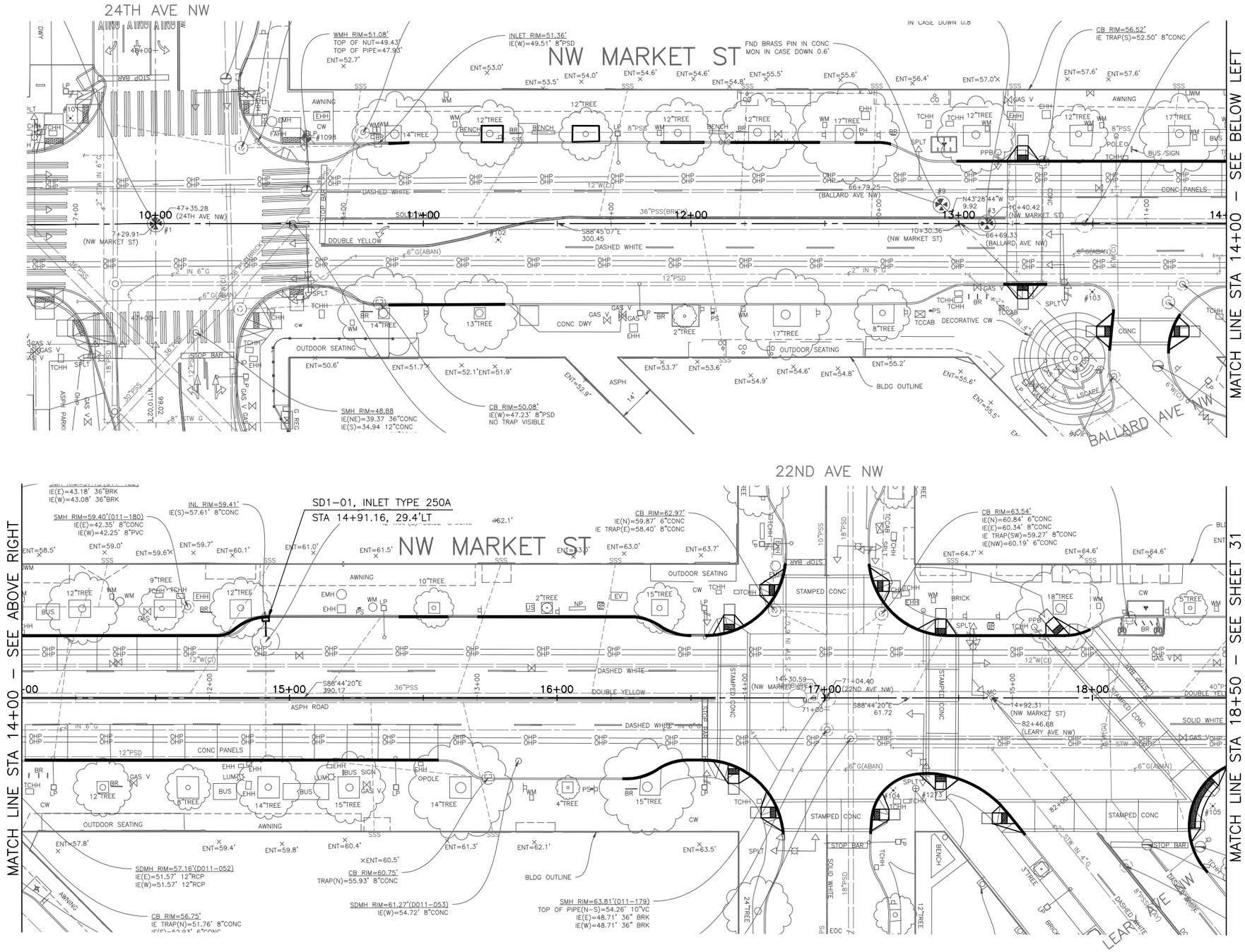

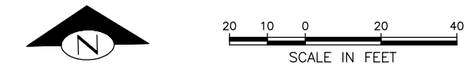

GENERAL NOTES

1. UTILITIES SHALL BE VERIFIED AND POTHOLED BY THE CONTRACTOR PRIOR TO THE CONSTRUCTION OF THE STORM DRAINAGE WHERE DESIGNATED BY THE ENGINEER. DISCREPANCIES IN INVERT ELEVATIONS SHALL BE IMMEDIATELY BROUGHT TO THE ATTENTION OF THE ENGINEER.
2. ALL STATION AND OFFSET CALLOUTS ARE MEASURED TO CENTER OF MH, CB, OR INLET STRUCTURE.
3. CB & INLETS ACCEPTING RUNOFF SHALL HAVE ELEVATIONS SET PER STD PLAN 260A.
4. SEE SHEET 20 SDP1 FOR STORM DRAINAGE PROFILES.

LEGEND

- CATCH BASIN, TYPE 240A
- INLET, SEE PLAN

VAULT SERIAL NO.	DATE	MARK	NATURE REVISIONS	MADE	CHK'D	REV'D

30% SUBMITTAL (NOT FOR CONSTRUCTION)

STORM DRAIN PLANS

CM DESIGN GROUP
1318 East Pike St
Seattle, WA 98122
206-659-0612

APPROVED FOR ADVERTISING
LIZ ALZEER
DEPARTMENT OF FINANCE & ADMINISTRATIVE SERVICES
SEATTLE, WASHINGTON . . . . . 20 . .

BY: . . . . . .
CITY PURCHASING & CONTRACTING SERVICES DIRECTOR

INITIALS AND DATE	INITIALS AND DATE
DESIGNED SD 5/19	REVIEWED: DES. CONST. SDOT PROJ. MGR.
CHECKED CM 5/19	RECEIVED
DRAWN JTE 5/19	REVISED AS BUILT
CHECKED CM 5/19	

ALL WORK SHALL BE DONE IN ACCORDANCE WITH THE CITY OF SEATTLE STANDARD PLANS AND SPECIFICATIONS AND OTHER DOCUMENTS CALLED FOR IN SECTION 0-02.3 OF THE PROJECT MANUAL.

CATHERINE M. BRAIN STATE OF WASHINGTON 27900 REGISTERED PROFESSIONAL ENGINEER

Seattle Department of Transportation
ORDINANCE NO. PW NO.
SCALE: 1"=20'

2020 AAC NW MARKET ST

JOB PC TRC0743 CO TRC0743
VPI #
SD1
SHEET 16 OF 49

Z:\2018 Projects\18011 NW Market ST AAC\Plans\TRC0743_P-STRM.dwg
May-09-19 12:56pm

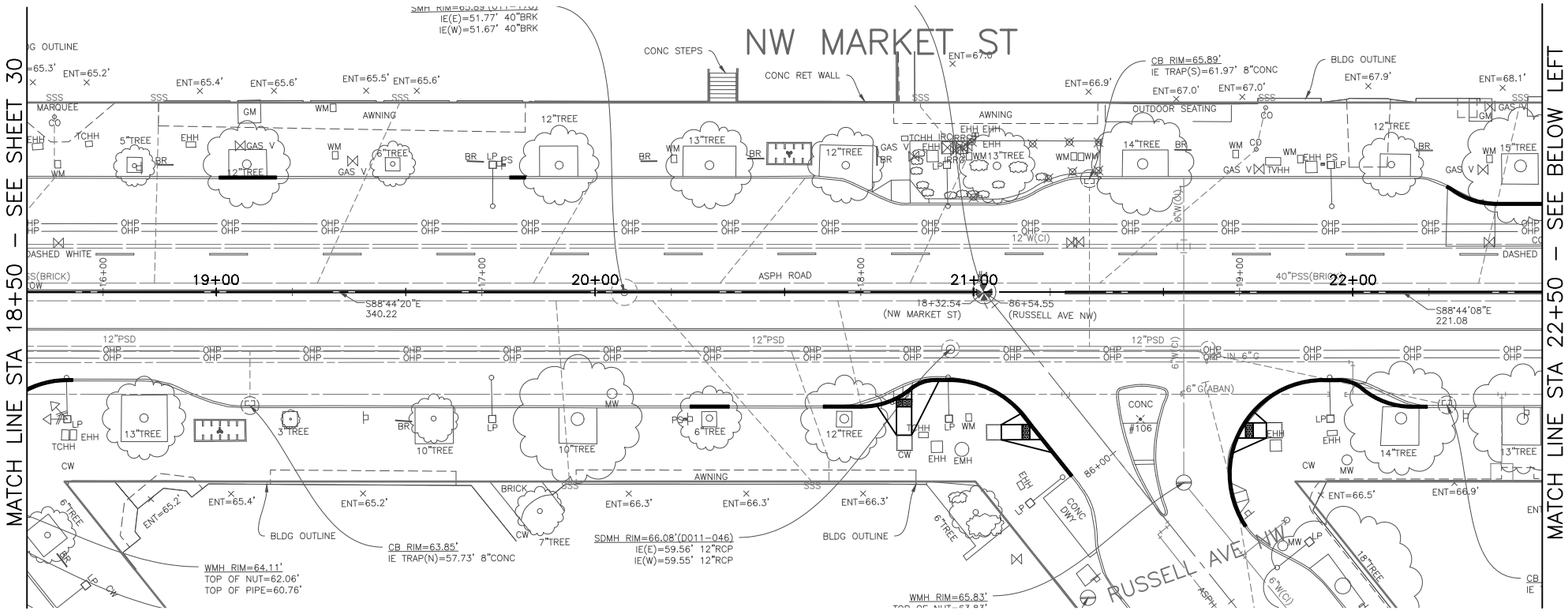

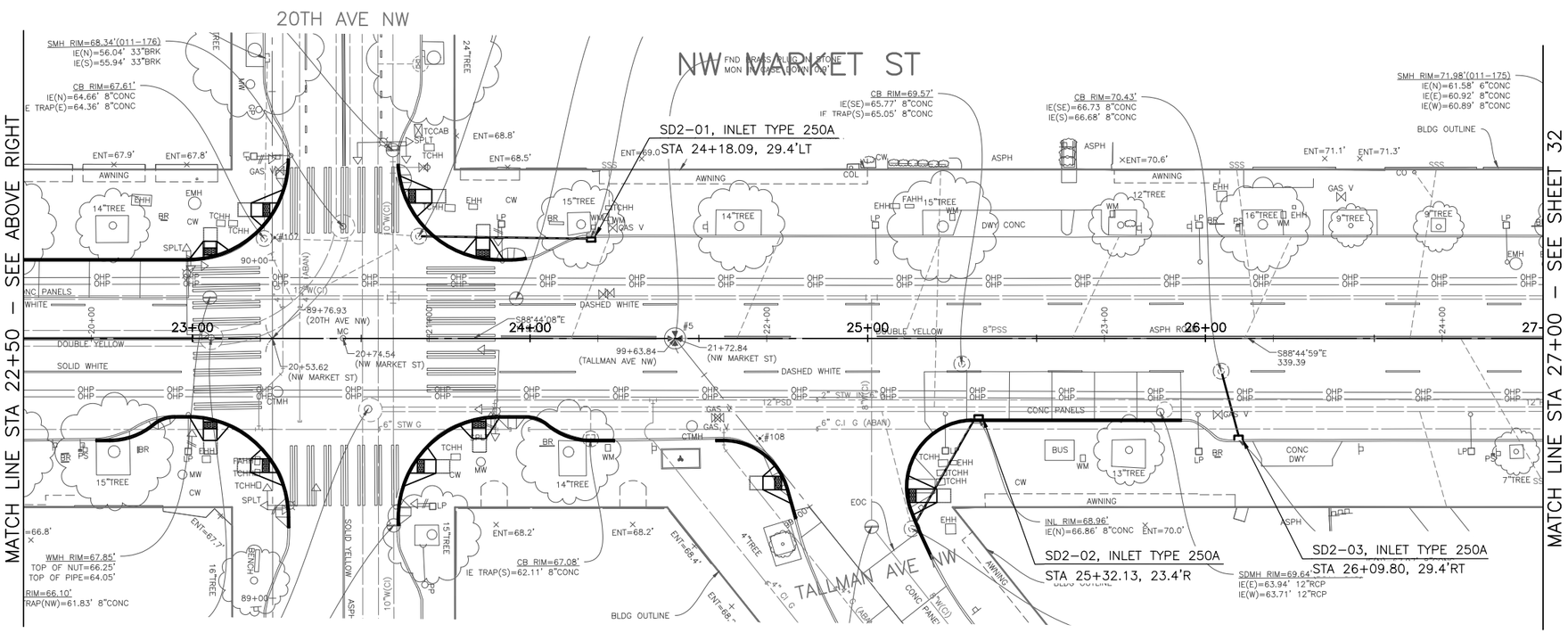

N

SCALE IN FEET

GENERAL NOTES

1. UTILITIES SHALL BE VERIFIED AND POTHOLED BY THE CONTRACTOR PRIOR TO THE CONSTRUCTION OF THE STORM DRAINAGE WHERE DESIGNATED BY THE ENGINEER. DISCREPANCIES IN INVERT ELEVATIONS SHALL BE IMMEDIATELY BROUGHT TO THE ATTENTION OF THE ENGINEER.
2. ALL STATION AND OFFSET CALLOUTS ARE MEASURED TO CENTER OF MH, CB, OR INLET STRUCTURE.
3. CB & INLETS ACCEPTING RUNOFF SHALL HAVE ELEVATIONS SET PER STD PLAN 260A.
4. SEE SHEET 20 SDP1 FOR STORM DRAINAGE PROFILES.

LEGEND

- CATCH BASIN, TYPE 240A
- INLET, SEE PLAN

MAULT SERIAL NO.	DATE	MARK	NATURE REVISIONS	MADE	CHK'D	REV'D

Z:\2018 Projects\18011 NW Market ST AAC\Plans\TRC0743_P-STRM.dwg
May-09-19 12:56pm

30% SUBMITTAL (NOT FOR CONSTRUCTION)

STORM DRAIN PLANS

CM DESIGN GROUP
1318 East Pike St
Seattle, WA 98122
206-659-0612

APPROVED FOR ADVERTISING
LIZ ALZEER
DEPARTMENT OF FINANCE & ADMINISTRATIVE SERVICES
SEATTLE, WASHINGTON . . . . . 20 . .

BY: . . . . . .
CITY PURCHASING & CONTRACTING SERVICES DIRECTOR

INITIALS AND DATE	
DESIGNED	SD 5/19
CHECKED	CM 5/19
DRAWN	JTE 5/19
CHECKED	CM 5/19

INITIALS AND DATE	
REVIEWED:	
DES.	CONST.
SDOT	PROJ. MGR.
RECEIVED	
REVISED AS BUILT	

ALL WORK SHALL BE DONE IN ACCORDANCE WITH THE CITY OF SEATTLE STANDARD PLANS AND SPECIFICATIONS AND OTHER DOCUMENTS CALLED FOR IN SECTION 0-02.3 OF THE PROJECT MANUAL.

CATHERINE MERKLAN
STATE OF WASHINGTON
27900
REGISTERED
PROFESSIONAL ENGINEER

Seattle Department of Transportation

ORDINANCE NO. PW NO.

SCALE: 1"=20'

2020 AAC NW MARKET ST

JOB	
PC	TRC0743
CO	TRC0743
VPI #	
SD2	
SHEET	17 OF 49

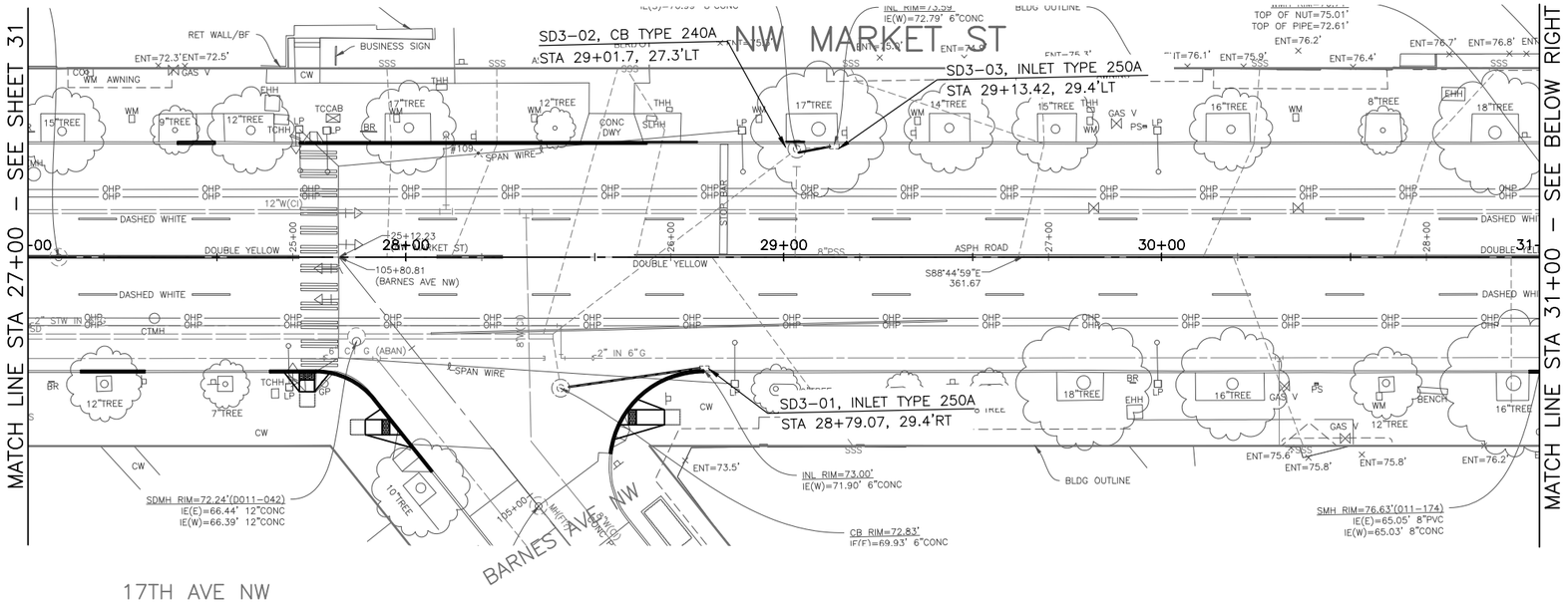

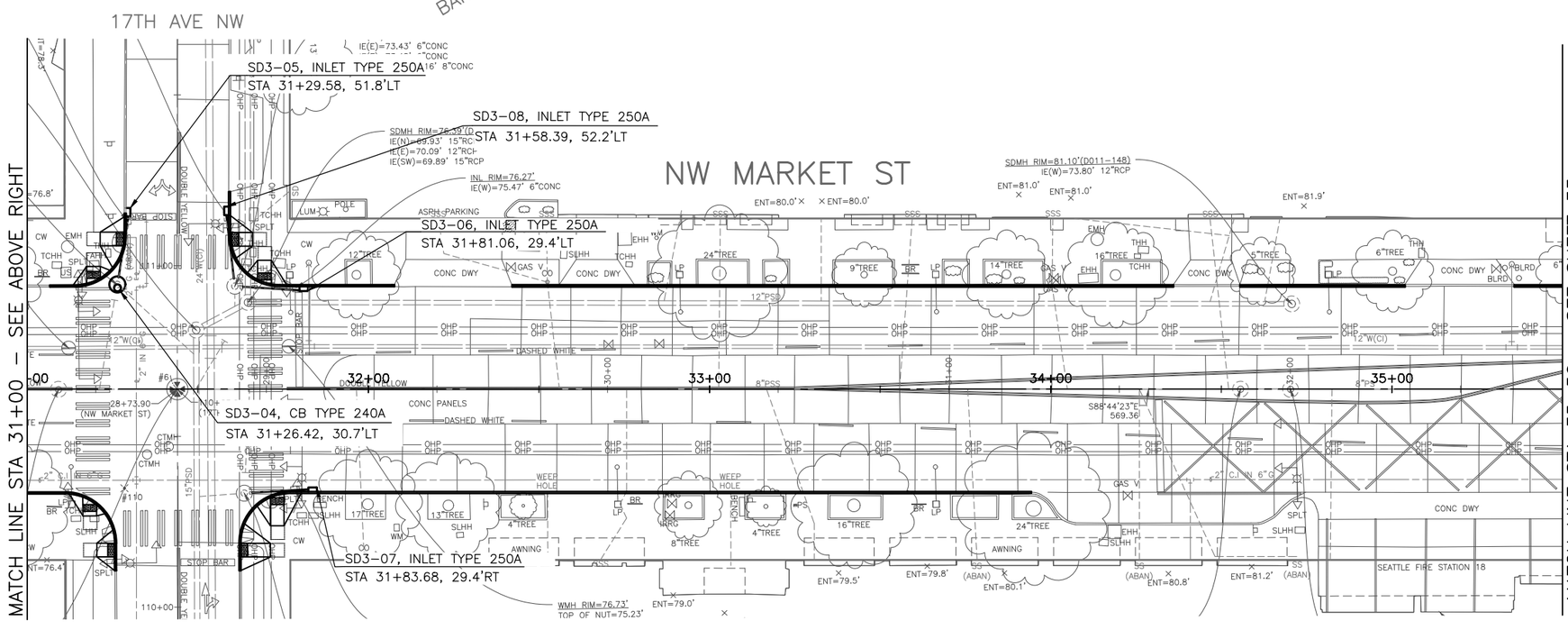

N

SCALE IN FEET

20 10 0 20 40

GENERAL NOTES

1. UTILITIES SHALL BE VERIFIED AND POTHOLED BY THE CONTRACTOR PRIOR TO THE CONSTRUCTION OF THE STORM DRAINAGE WHERE DESIGNATED BY THE ENGINEER. DISCREPANCIES IN INVERT ELEVATIONS SHALL BE IMMEDIATELY BROUGHT TO THE ATTENTION OF THE ENGINEER.
2. ALL STATION AND OFFSET CALLOUTS ARE MEASURED TO CENTER OF MH, CB, OR INLET STRUCTURE.
3. CB & INLETS ACCEPTING RUNOFF SHALL HAVE ELEVATIONS SET PER STD PLAN 260A.
4. SEE SHEET 20 SDP1 FOR STORM DRAINAGE PROFILES.

LEGEND

- CATCH BASIN, TYPE 240A
- INLET, SEE PLAN

VAULT SERIAL NO.	DATE	MARK	NATURE REVISIONS	MADE	CHK'D	REV'D

30% SUBMITTAL (NOT FOR CONSTRUCTION)

STORM DRAIN PLANS

CM DESIGN GROUP
1318 East Pike St
Seattle, WA 98122
206-659-0612

APPROVED FOR ADVERTISING
LIZ ALZEER
DEPARTMENT OF FINANCE & ADMINISTRATIVE SERVICES
SEATTLE, WASHINGTON . . . . . 20 . . .

BY: . . . . . .
CITY PURCHASING & CONTRACTING SERVICES DIRECTOR

INITIALS AND DATE	INITIALS AND DATE
DESIGNED SD 5/19	REVIEWED: DES. CONST. SDOT PROJ. MGR.
CHECKED CM 5/19	
DRAWN JTE 5/19	RECEIVED
CHECKED CM 5/19	REVISED AS BUILT

ALL WORK SHALL BE DONE IN ACCORDANCE WITH THE CITY OF SEATTLE STANDARD PLANS AND SPECIFICATIONS AND OTHER DOCUMENTS CALLED FOR IN SECTION 0–02.3 OF THE PROJECT MANUAL.

CATHERINE MIGLIN STATE OF WASHINGTON 27900 REGISTERED PROFESSIONAL ENGINEER

Seattle Department of Transportation

ORDINANCE NO. PW NO.

SCALE: 1"=20'

2020 AAC NW MARKET ST

JOB	
PC	TRC0743
CO	TRC0743
VPI #	
SD3	
SHEET 18 OF 49	

Z:\2018 Projects\18011 NW Market ST AAC\Plans\TRC0743_P-STRM.dwg
May-09-19 12:56pm

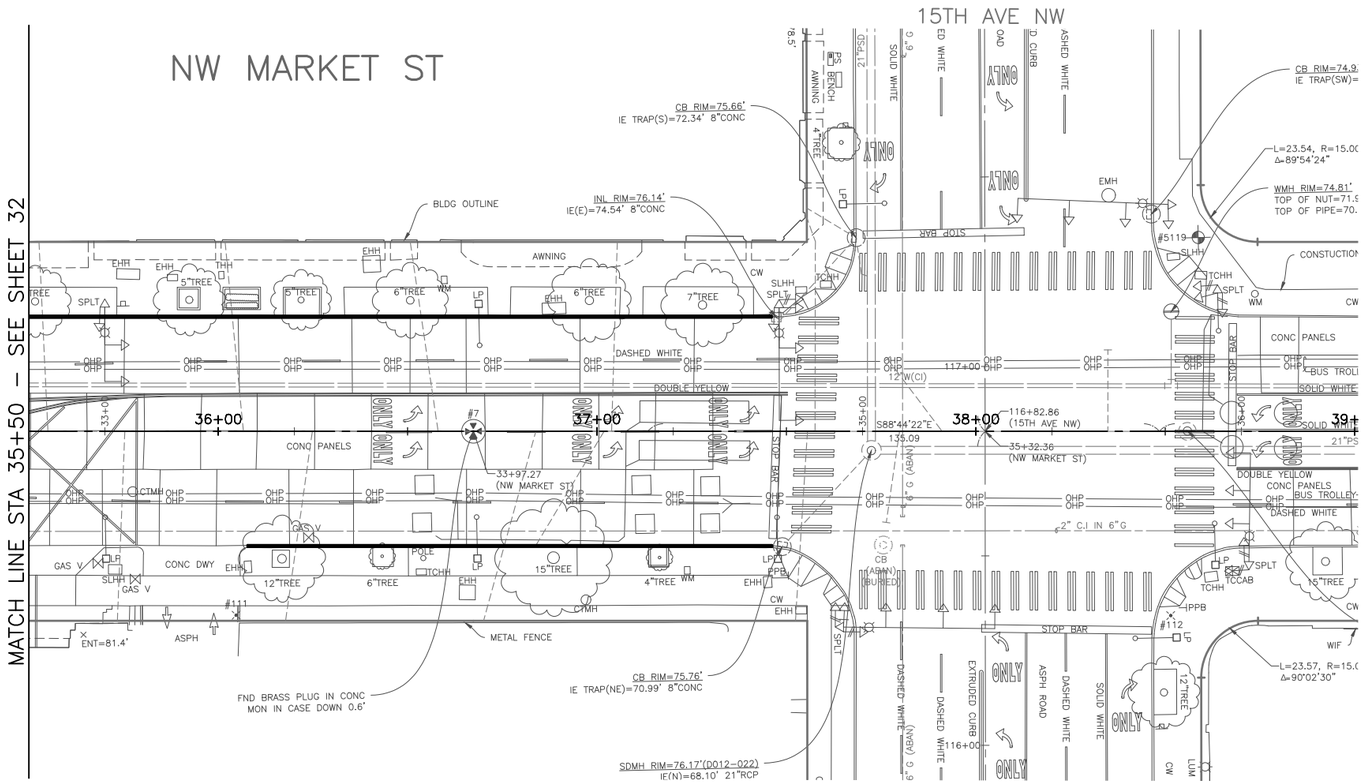

N

20 10 0 20 40
SCALE IN FEET

GENERAL NOTES

1. UTILITIES SHALL BE VERIFIED AND POTHOLED BY THE CONTRACTOR PRIOR TO THE CONSTRUCTION OF THE STORM DRAINAGE WHERE DESIGNATED BY THE ENGINEER. DISCREPANCIES IN INVERT ELEVATIONS SHALL BE IMMEDIATELY BROUGHT TO THE ATTENTION OF THE ENGINEER.
2. ALL STATION AND OFFSET CALLOUTS ARE MEASURED TO CENTER OF MH, CB, OR INLET STRUCTURE.
3. CB & INLETS ACCEPTING RUNOFF SHALL HAVE ELEVATIONS SET PER STD PLAN 260A.
4. SEE SHEET 20 SDP1 FOR STORM DRAINAGE PROFILES.

LEGEND

- CATCH BASIN, TYPE 240A
- INLET, SEE PLAN

MARK	DATE	NATURE REVISIONS	MADE	CHK'D	REV'D

VAULT SERIAL NO.

30% SUBMITTAL (NOT FOR CONSTRUCTION)

STORM DRAIN PLANS

CM DESIGN GROUP
1318 East Pike St
Seattle, WA 98122
206-659-0612

APPROVED FOR ADVERTISING
LIZ ALZEER
DEPARTMENT OF FINANCE & ADMINISTRATIVE SERVICES
SEATTLE, WASHINGTON . . . . . 20 . . .
BY: . . . . . .
CITY PURCHASING & CONTRACTING SERVICES DIRECTOR

INITIALS AND DATE	INITIALS AND DATE
DESIGNED SND 5/19	REVIEWED:
CHECKED CEM 5/19	DES. CONST.
	SDOT PROJ. MGR.
DRAWN JTE 5/19	RECEIVED
CHECKED CEM 5/19	REVISED AS BUILT

ALL WORK SHALL BE DONE IN ACCORDANCE WITH THE CITY OF SEATTLE STANDARD PLANS AND SPECIFICATIONS AND OTHER DOCUMENTS CALLED FOR IN SECTION 0-02.3 OF THE PROJECT MANUAL.

CATHERINE MORGAN
STATE OF WASHINGTON
27900
REGISTERED
PROFESSIONAL ENGINEER

Seattle Department of Transportation
ORDINANCE NO. PW NO.
SCALE: 1"=20'

2020 AAC NW MARKET ST

JOB PC TRC0743
CO TRC0743
VPI #
SD4
SHEET 19 OF 49

Z:\2018 Projects\18011 NW Market ST AAC\Plans\TRC0743_P-STRM.dwg
May-09-19 12:57pm

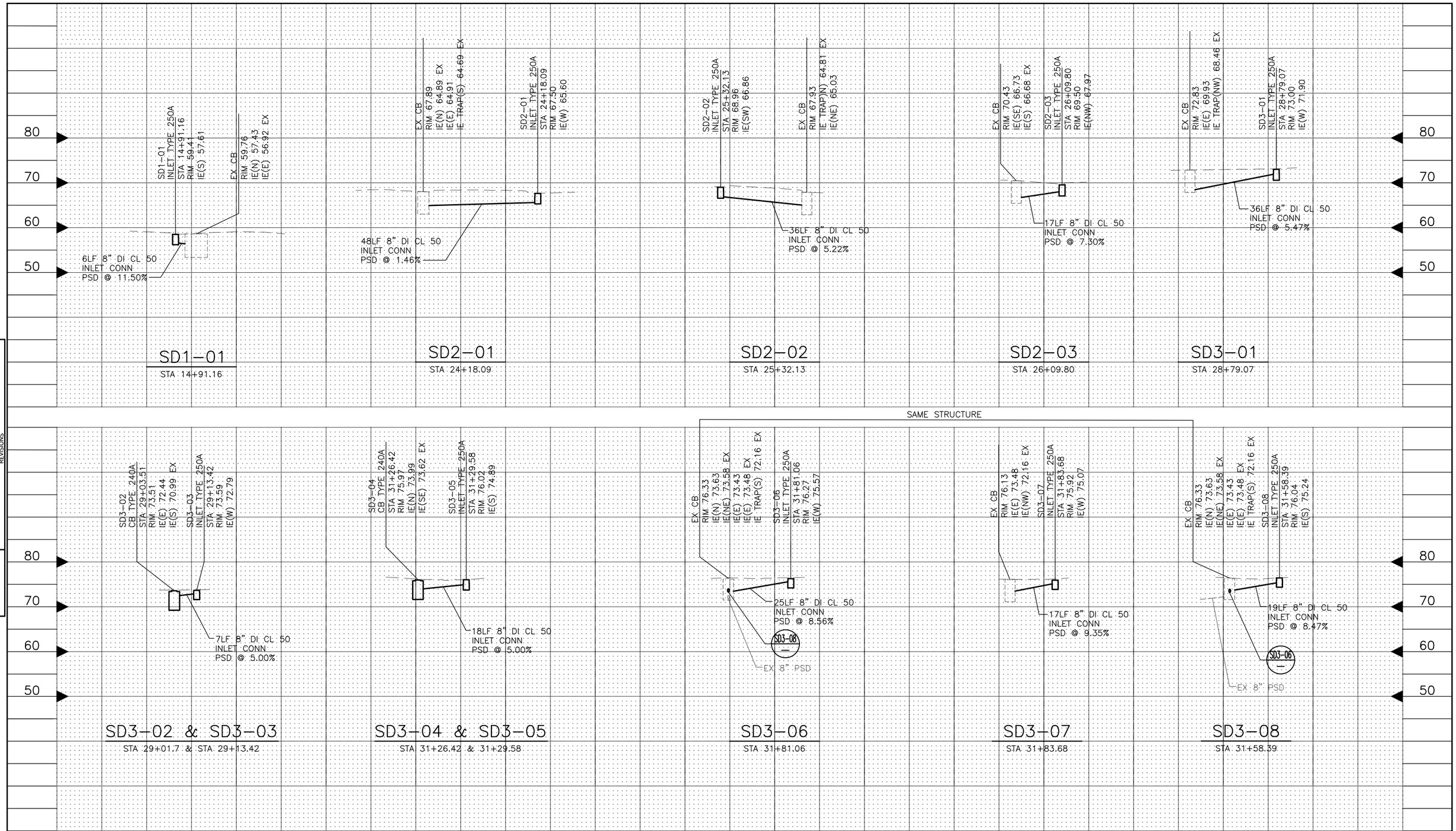

30% SUBMITTAL (NOT FOR CONSTRUCTION)

STORM DRAINAGE PROFILES

VAULT SERIAL NO.	DATE	MARK	NATURE REVISIONS	MADE	CHK'D	REV'D

CM DESIGN GROUP
1318 East Pike St
Seattle, WA 98122
206-659-0612

APPROVED FOR ADVERTISING
LIZ ALZEER
DEPARTMENT OF FINANCE & ADMINISTRATIVE SERVICES
SEATTLE, WASHINGTON . . . . . 20 . . .

BY: . . . . . .
CITY PURCHASING & CONTRACTING SERVICES DIRECTOR

INITIALS AND DATE	INITIALS AND DATE
DESIGNED XD 5/19	REVIEWED: DES. CONST. SDOT PROJ. MGR.
CHECKED CM 5/19	
DRAWN XD 5/19	RECEIVED
CHECKED CM 5/19	REVISED AS BUILT

ALL WORK SHALL BE DONE IN ACCORDANCE WITH THE CITY OF SEATTLE STANDARD PLANS AND SPECIFICATIONS AND OTHER DOCUMENTS CALLED FOR IN SECTION 0-02.3 OF THE PROJECT MANUAL.

CATHERINE MILLER STATE OF WASHINGTON 27900 REGISTERED PROFESSIONAL ENGINEER

Seattle Department of Transportation
ORDINANCE NO. PW NO.
SCALE: NONE

2020 AAC NW MARKET ST

JOB PC TRC0743 CO TRC0743
VPI #
SDP1
SHEET 20 OF 49

Z:\2018 Projects\18011 NW Market ST AAC\Plans\TRC0743_P-STRM-SECT.dwg
May-09-19 2:51pm

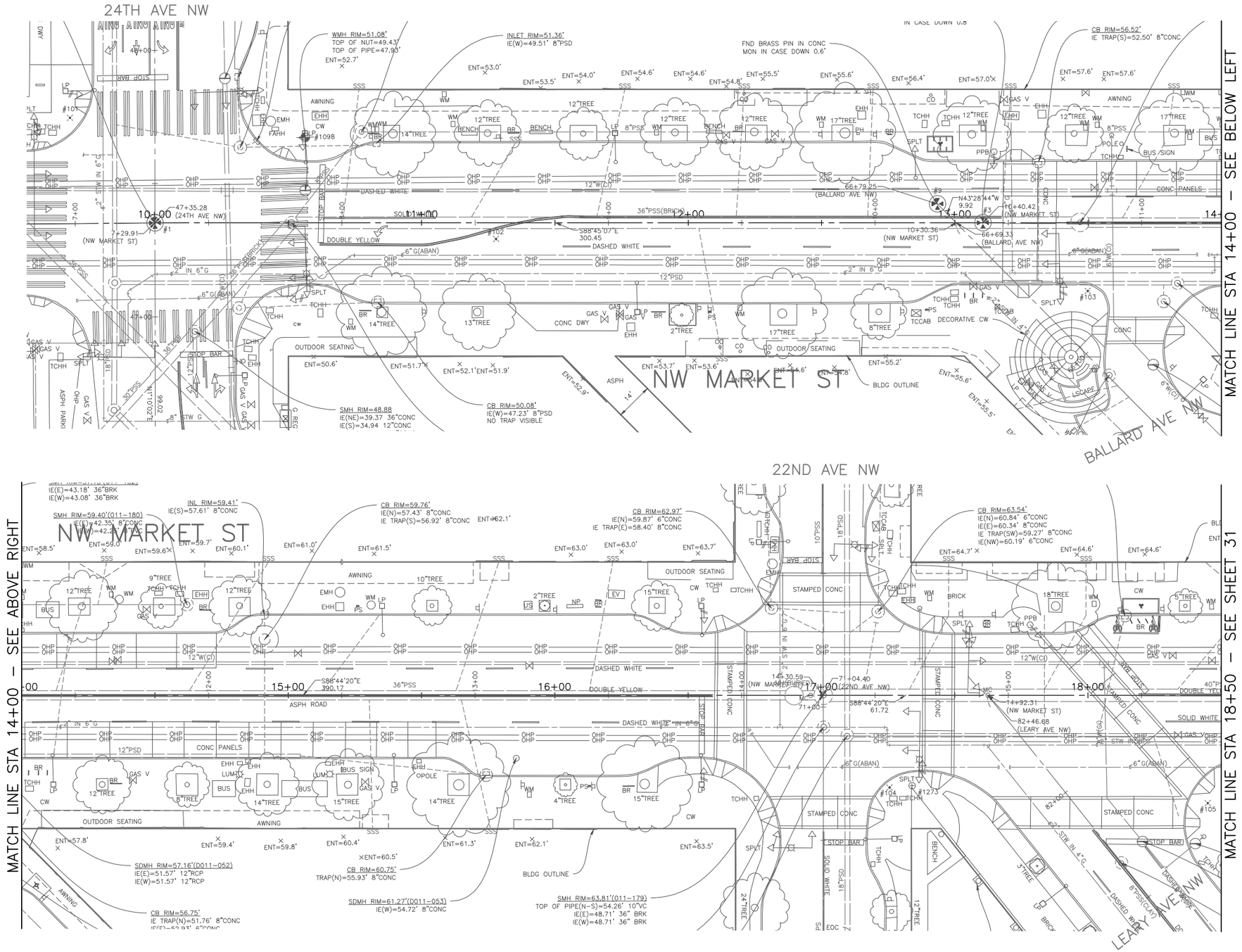

N

SCALE IN FEET

GENERAL NOTES

1. SPU WATERMAIN REPLACEMENT TO BE ADDED AFTER 30% SUBMITTAL

NATURE REVISIONS	MADE	CHK'D	REV'D

VAULT SERIAL NO.	DATE	MARK

30% SUBMITTAL (NOT FOR CONSTRUCTION)

UTILITIES PLAN

CM DESIGN GROUP
1318 East Pike St
Seattle, WA 98122
206-659-0612

APPROVED FOR ADVERTISING
LIZ ALZEER
DEPARTMENT OF FINANCE & ADMINISTRATIVE SERVICES
SEATTLE, WASHINGTON . . . . . 20 . . .
BY: . . . . . .
CITY PURCHASING & CONTRACTING SERVICES DIRECTOR

INITIALS AND DATE	INITIALS AND DATE
DESIGNED JTE	REVIEWED: DES. CONST. SDOT PROJ. MGR.
CHECKED JJC	RECEIVED
DRAWN JTE	REVISED AS BUILT
CHECKED JJC	

ALL WORK SHALL BE DONE IN ACCORDANCE WITH THE CITY OF SEATTLE STANDARD PLANS AND SPECIFICATIONS AND OTHER DOCUMENTS CALLED FOR IN SECTION 0-02.3 OF THE PROJECT MANUAL.

CATHERINE MERKLIN STATE OF WASHINGTON 27900 REGISTERED PROFESSIONAL ENGINEER

Seattle Department of Transportation
ORDINANCE NO. PW NO.
SCALE: 1"=20'

2020 AAC NW MARKET ST

JOB PC TRC0743 CO TRC0743
VPI #
UT1
SHEET 21 OF 49

Z:\2018 Projects\18011 NW Market ST AAC\Plans\TRC0743_P- UTIL.dwg
May-09-19 2:52pm

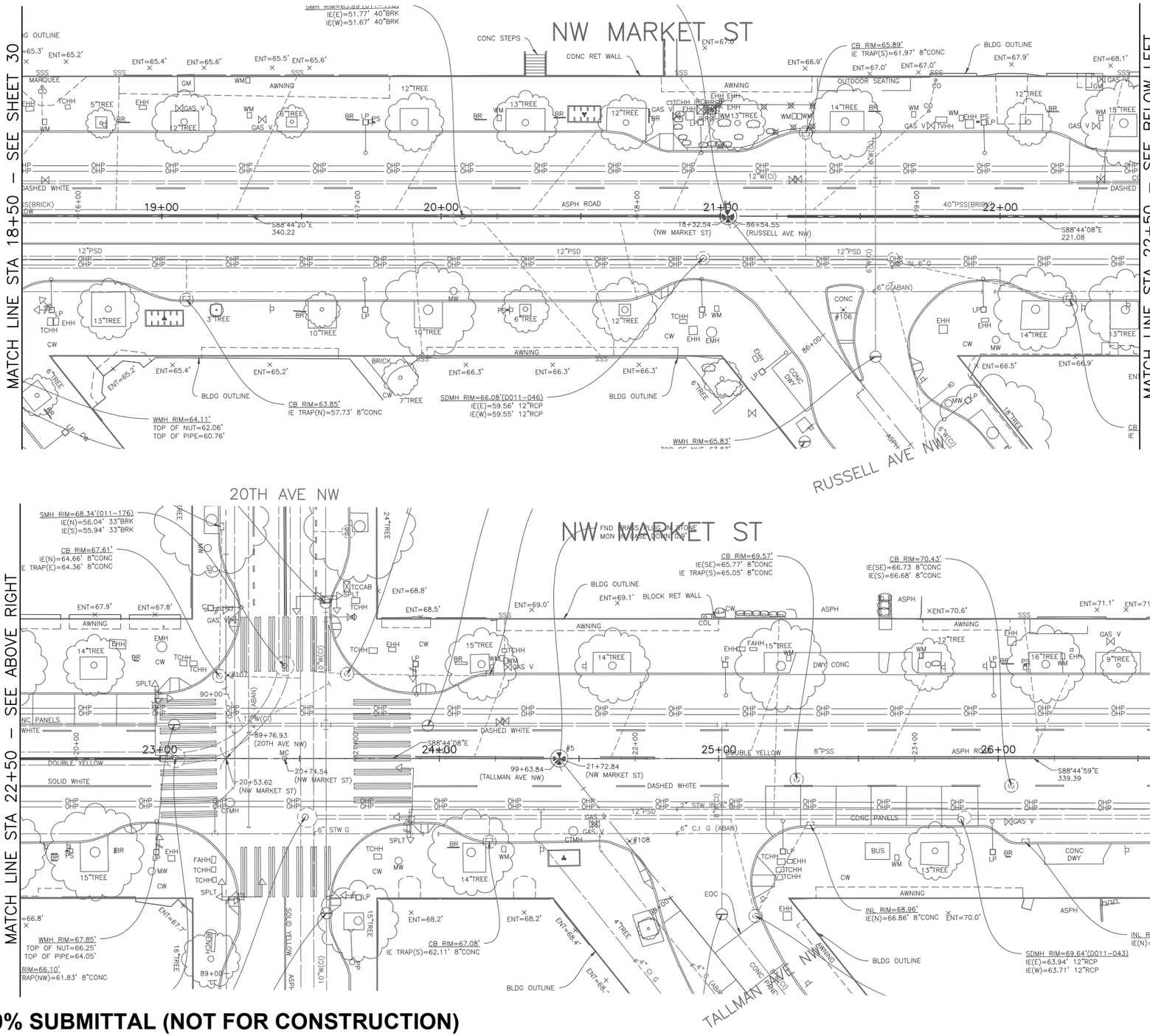

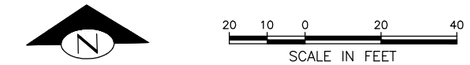

GENERAL NOTES

1. SPU WATERMAIN REPLACEMENT TO BE ADDED AFTER 30% SUBMITTAL

VAULT SERIAL NO.	DATE	MARK	NATURE REVISIONS	MADE	CHK'D	REV'D

30% SUBMITTAL (NOT FOR CONSTRUCTION)

UTILITIES PLAN

CM DESIGN GROUP
1318 East Pike St
Seattle, WA 98122
206-659-0612

APPROVED FOR ADVERTISING
LIZ ALZEER
DEPARTMENT OF FINANCE & ADMINISTRATIVE SERVICES
SEATTLE, WASHINGTON . . . . . 20 . . .

BY: . . . . . .
CITY PURCHASING & CONTRACTING SERVICES DIRECTOR

INITIALS AND DATE	INITIALS AND DATE
DESIGNED JTE	REVIEWED: DES. CONST. SDOT PROJ. MGR.
CHECKED JJC	RECEIVED
DRAWN JTE	REVISED AS BUILT
CHECKED JJC	

ALL WORK SHALL BE DONE IN ACCORDANCE WITH THE CITY OF SEATTLE STANDARD PLANS AND SPECIFICATIONS AND OTHER DOCUMENTS CALLED FOR IN SECTION 0-02.3 OF THE PROJECT MANUAL.

CATHERINE MILKAY
STATE OF WASHINGTON
27900
REGISTERED PROFESSIONAL ENGINEER

Seattle Department of Transportation
ORDINANCE NO. PW NO.
SCALE: 1"=20'

2020 AAC NW MARKET ST

JOB PC TRC0743
CO TRC0743
VPI #
UT2
SHEET 22 OF 49

Z:\2018 Projects\18011 NW Market ST AAC\Plans\TRC0743_P- UTIL.dwg
May-09-19 2:53pm

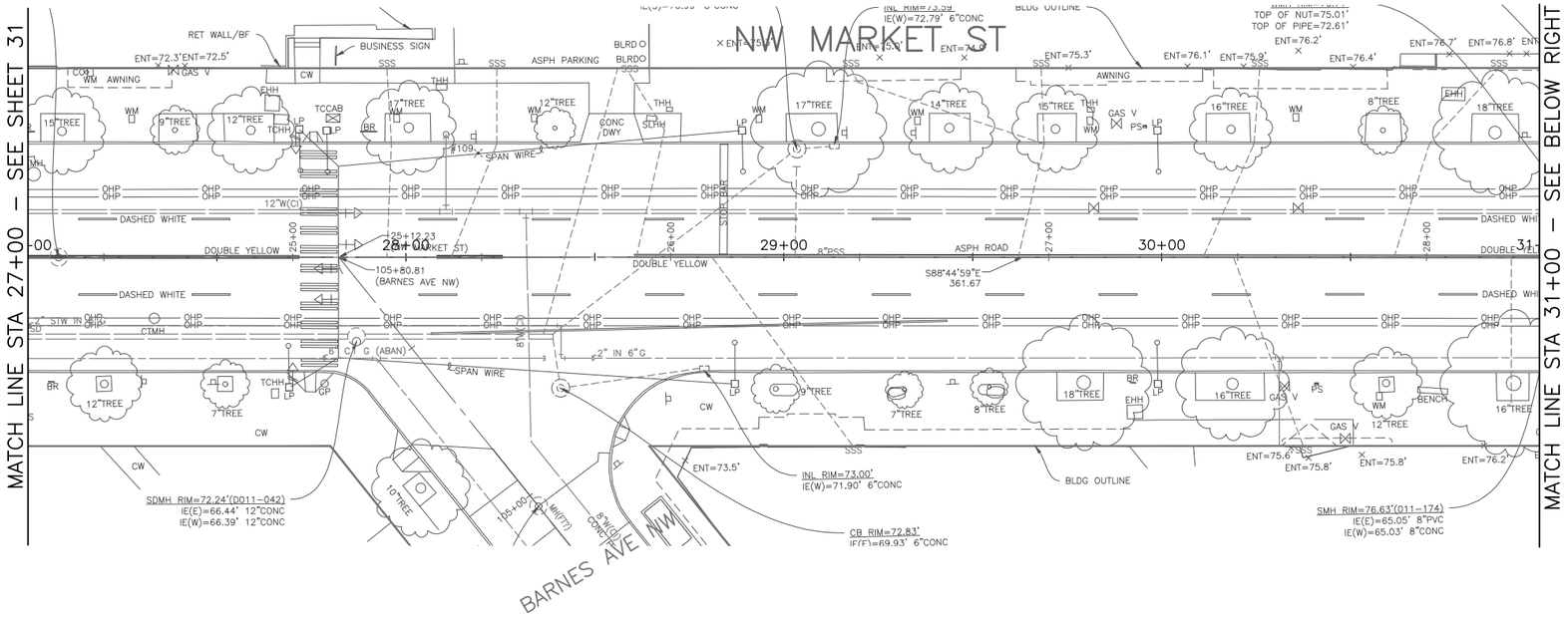

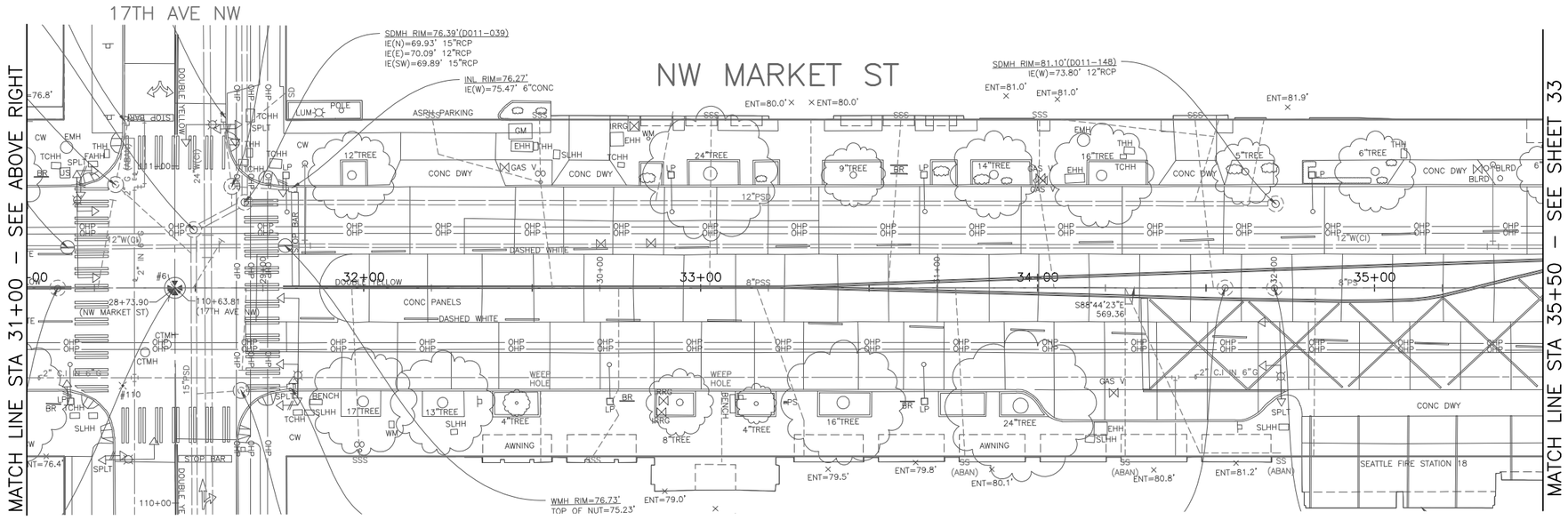

N

SCALE IN FEET

GENERAL NOTES

1. SPU WATERMAIN REPLACEMENT TO BE ADDED AFTER 30% SUBMITTAL

30% SUBMITTAL (NOT FOR CONSTRUCTION)

UTILITIES PLAN

VAULT	SERIAL NO.	DATE	MARK	NATURE REVISIONS	MADE	CHK'D	REV'D

Z:\2018 Projects\18011 NW Market ST AAC\Plans\TRC0743_P– UTIL.dwg
May-09-19 2:53pm

CM DESIGN GROUP
1318 East Pike St
Seattle, WA 98122
206-659-0612

APPROVED FOR ADVERTISING
LIZ ALZEER
DEPARTMENT OF FINANCE & ADMINISTRATIVE SERVICES
SEATTLE, WASHINGTON . . . . . 20 . . .

BY: . . . . . .
CITY PURCHASING & CONTRACTING SERVICES DIRECTOR

INITIALS AND DATE	INITIALS AND DATE
DESIGNED JTE	REVIEWED: DES. CONST. SDOT PROJ. MGR.
CHECKED JJC	RECEIVED
DRAWN JTE	REVISED AS BUILT
CHECKED JJC	

ALL WORK SHALL BE DONE IN ACCORDANCE WITH THE CITY OF SEATTLE STANDARD PLANS AND SPECIFICATIONS AND OTHER DOCUMENTS CALLED FOR IN SECTION 0-02.3 OF THE PROJECT MANUAL.

CATHERINE MORAN STATE OF WASHINGTON 27900 REGISTERED PROFESSIONAL ENGINEER

Seattle Department of Transportation

ORDINANCE NO. PW NO.

SCALE: 1"=20'

2020 AAC NW MARKET ST

JOB	
PC	TRC0743
CO	TRC0743
VPI #	
UT3	
SHEET	23 OF 49

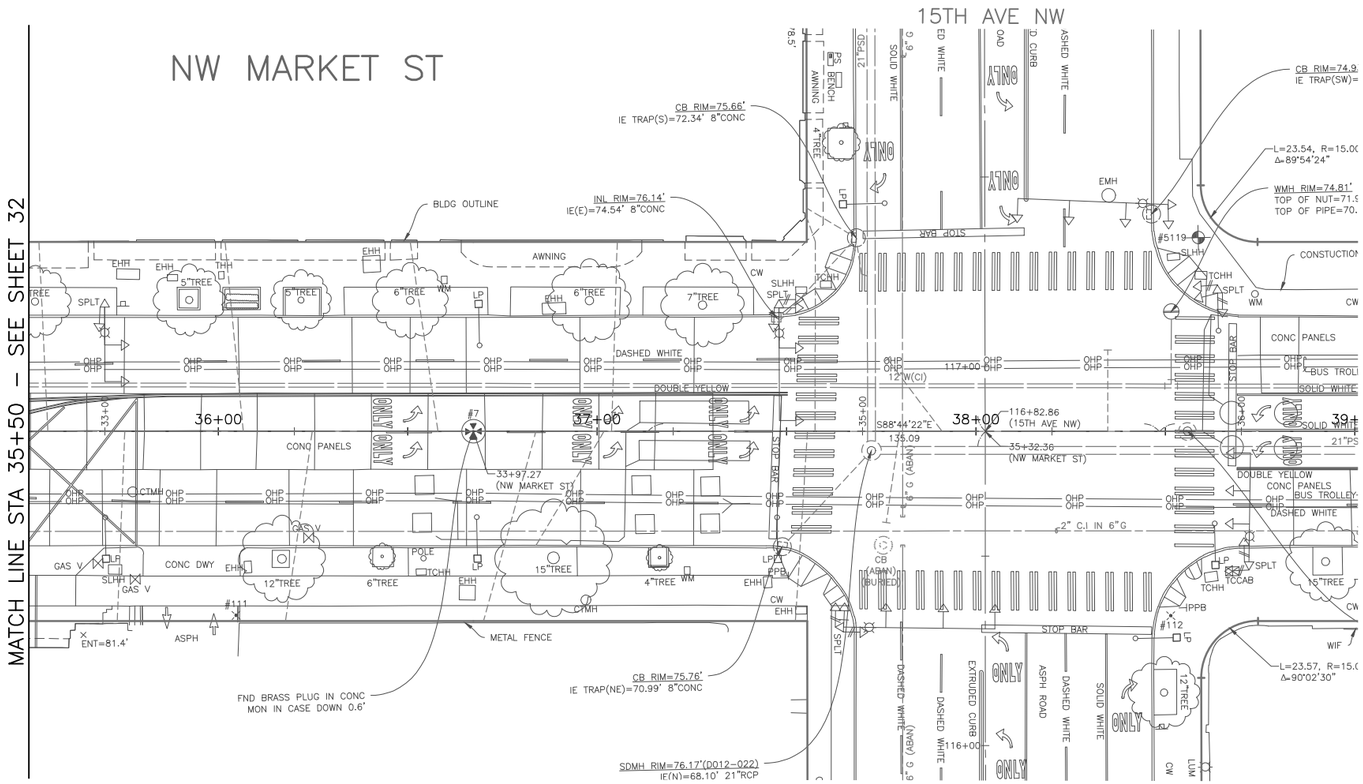

SCALE IN FEET

20 10 0 20 40

GENERAL NOTES

1. SPU WATERMAIN REPLACEMENT TO BE ADDED AFTER 30% SUBMITTAL

30% SUBMITTAL (NOT FOR CONSTRUCTION)

UTILITIES PLAN

VAULT SERIAL NO.	DATE	MARK	NATURE REVISIONS	MADE	CHK'D	REV'D

Z:\2018 Projects\18011 NW Market ST AAC\Plans\TRC0743_P- UTIL.dwg
May-09-19 2:53pm

CM DESIGN GROUP
1318 East Pike St
Seattle, WA 98122
206-659-0612

APPROVED FOR ADVERTISING
LIZ ALZEER
DEPARTMENT OF FINANCE & ADMINISTRATIVE SERVICES
SEATTLE, WASHINGTON . . . . . 20 . . .
BY: . . . . . .
CITY PURCHASING & CONTRACTING SERVICES DIRECTOR

INITIALS AND DATE	INITIALS AND DATE
DESIGNED JTE	REVIEWED: DES. CONST. SDOT PROJ. MGR.
CHECKED JJC	RECEIVED
DRAWN JTE	REVISED AS BUILT
CHECKED JJC	

ALL WORK SHALL BE DONE IN ACCORDANCE WITH THE CITY OF SEATTLE STANDARD PLANS AND SPECIFICATIONS AND OTHER DOCUMENTS CALLED FOR IN SECTION 0-02.3 OF THE PROJECT MANUAL.

CATHERINE MORGAN
STATE OF WASHINGTON
27900
REGISTERED PROFESSIONAL ENGINEER

Seattle Department of Transportation
ORDINANCE NO. PW NO.
SCALE: 1"=20'

2020 AAC NW MARKET ST

JOB PC TRC0743
CO TRC0743
VPI #
UT4
SHEET 24 OF 49

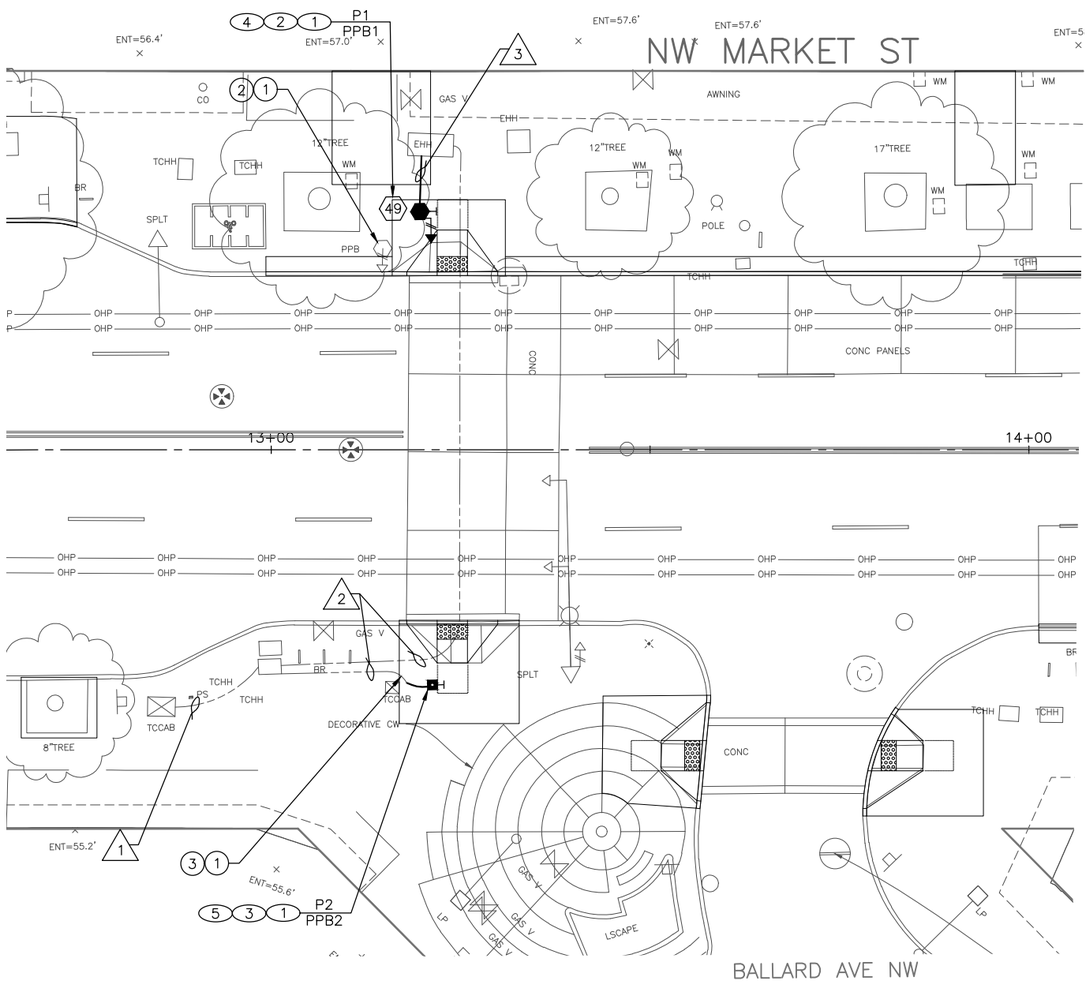

(PPB) PUSH BUTTON MOUNTING SCHEDULE

PPB NO.	POLE NO.	LOCATION (AZIMUTH)	PHASE	SIGN ARROW DIRECTION IN RELATION TO PUSH BUTTON	RAPID TICK	CUSTOM MESSAGE
1	1	90	4	R10-3L	–	BY SDOT
2	2	90	4	R10-3R	–	BY SDOT

WIRING SCHEDULE

RUN NO.	SPAN OR CONDUIT SIZE	VEHICLE HEADS	PED HEADS	PPBS	LOOP LEAD-IN	LOOP	ITS	STREET LIGHT	GROUND
1	EX CD	–	–	2-1PR	–	–	–	–	–
2	EX CD	–	–	1-1PR	–	–	–	–	–
3	1-2" (SDOT)	EX	1-3C	1-1PR	–	–	–	–	–

PULL BACK RUN 3 AND ROUTE TO NEW PEDESTRIAN SIGNAL HEAD

(P) POLE/PEDESTAL SCHEDULE

POLE NO.	STATION/LOCATION & OFFSET	POLE TYPE	LENGTH (FT)	FOUNDATION TYPE	MAST ARM LENGTH (FT)	LUMINAIRE ARM LENGTH (FT)	LUMINAIRE WATTAGE	LUMINAIRE MOUNT HEIGHT (FT)	# OF CABLE OUTLETS	LOCATION OF OUTLET	CITY LIGHT POLE NO.
1	TBD	PEDESTAL	10	STD	–	–	–	–	–	–	–
2	TBD	PPB POST	STD	STD	–	–	–	–	–	–	–

N

10 5 0 10 20
SCALE IN FEET

REMOVAL AND RELOCATION NOTES

1. REMOVE PEDESTRIAN PUSH BUTTON ASSEMBLY
2. REMOVE PEDESTAL POLE, PEDESTRIAN SIGNAL HEAD AND FOUNDATION
3. REMOVE PUSHBUTTON POST AND FOUNDATION
4. COORDINATE SPAN REMOVAL WITH METRO TRANSIT
5. REMOVE STRAIN POLE BRACKET ARM, LUMINAIRE, AND FOOTING
6. REMOVE PHOTO ENFORCEMENT CAMERA POLE FOUNDATION
7. REMOVE HH

CONSTRUCTION NOTES

1. INSTALL APS PUSHBUTTON ASSEMBLY
2. INSTALL 10' PEDESTAL POLE AND FOUNDATION
3. INSTALL PUSHBUTTON POST AND FOUNDATION
4. INSTALL PEDESTRIAN SIGNAL HEAD
5. EXTEND EX CONDUIT INTO NEW PUSHBUTTON POST AND FOUNDATION
6. INSTALL TYPE 2 HH (SDOT EXC AS NOTED)
7. INSTALL APS CONTROL UNIT
8. INSTALL STRAIN POLE, 6' BRACKET ARM, LUMINAIRE AND FOUNDATION
9. INSTALL STRAIN POLE AND FOUNDATION
10. COORDINATE SPAN WIRE INSTALLATION WITH METRO TRANSIT
11. INSTALL MAST ARM, POLE, BRACKET ARM, LUMINAIRE, FOUNDATION, VEHICLE HEADS AND PEDESTRIAN HEADS
12. RELOCATE EXISTING CCTV, SENSYS WIRELESS AP, METRO TRANSIT WIRELESS EQUIPMENT AND ENCLOSURE ONTO NEW MAST ARM POLE.
13. INSTALL 6' DIA LOOPS
14. RELOCATE EXISTING PHOTO ENFORCEMENT CAMERA EQUIPMENT, AND POLE
15. INSTALL PHOTO ENFORCEMENT CAMERA POLE FOUNDATION
16. PULL BACK CABLE AND ROUTE CONDUIT TO NEW FOUNDATION
17. INSTALL 18" X 18" BLOCKOUT WITH COLD JOINT FOR FUTURE PUSH-BUTTON POST FOUNDATION

TRAFFIC SIGNAL HEADS

PEDESTRIAN VEHICLE

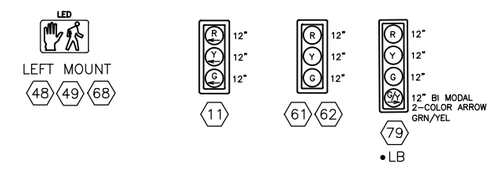

30% SUBMITTAL (NOT FOR CONSTRUCTION)

SIGNAL PLAN

CM DESIGN GROUP
1318 East Pike St
Seattle, WA 98122
206-659-0612

APPROVED FOR ADVERTISING
LIZ ALZEER
DEPARTMENT OF FINANCE & ADMINISTRATIVE SERVICES
SEATTLE, WASHINGTON . . . . . 20 . . .
BY: . . . . . .
CITY PURCHASING & CONTRACTING SERVICES DIRECTOR

INITIALS AND DATE	INITIALS AND DATE
DESIGNED JTE	REVIEWED: DES. CONST. SDOT PROJ. MGR.
CHECKED JJC	RECEIVED
DRAWN JTE	REVISED AS BUILT
CHECKED JJC	

ALL WORK SHALL BE DONE IN ACCORDANCE WITH THE CITY OF SEATTLE STANDARD PLANS AND SPECIFICATIONS AND OTHER DOCUMENTS CALLED FOR IN SECTION 0-02.3 OF THE PROJECT MANUAL.

JOSEPH J. COULTER, STATE OF WASHINGTON, 33171, REGISTERED PROFESSIONAL ENGINEER

Seattle Department of Transportation
ORDINANCE NO. PW NO.
SCALE: 1"=20'

2020 AAC NW MARKET ST

JOB PC TRC0743 CO TRC0743
VPI #
SG1
SHEET 25 OF 49

VAULT SERIAL NO.	DATE	MARK	NATURE REVISIONS	MADE	CHK'D	REV'D

Z:\2018 Projects\18011 NW Market ST AAC\Plans\TRC0743_P-SIGL.dwg
May-09-19 2:51pm

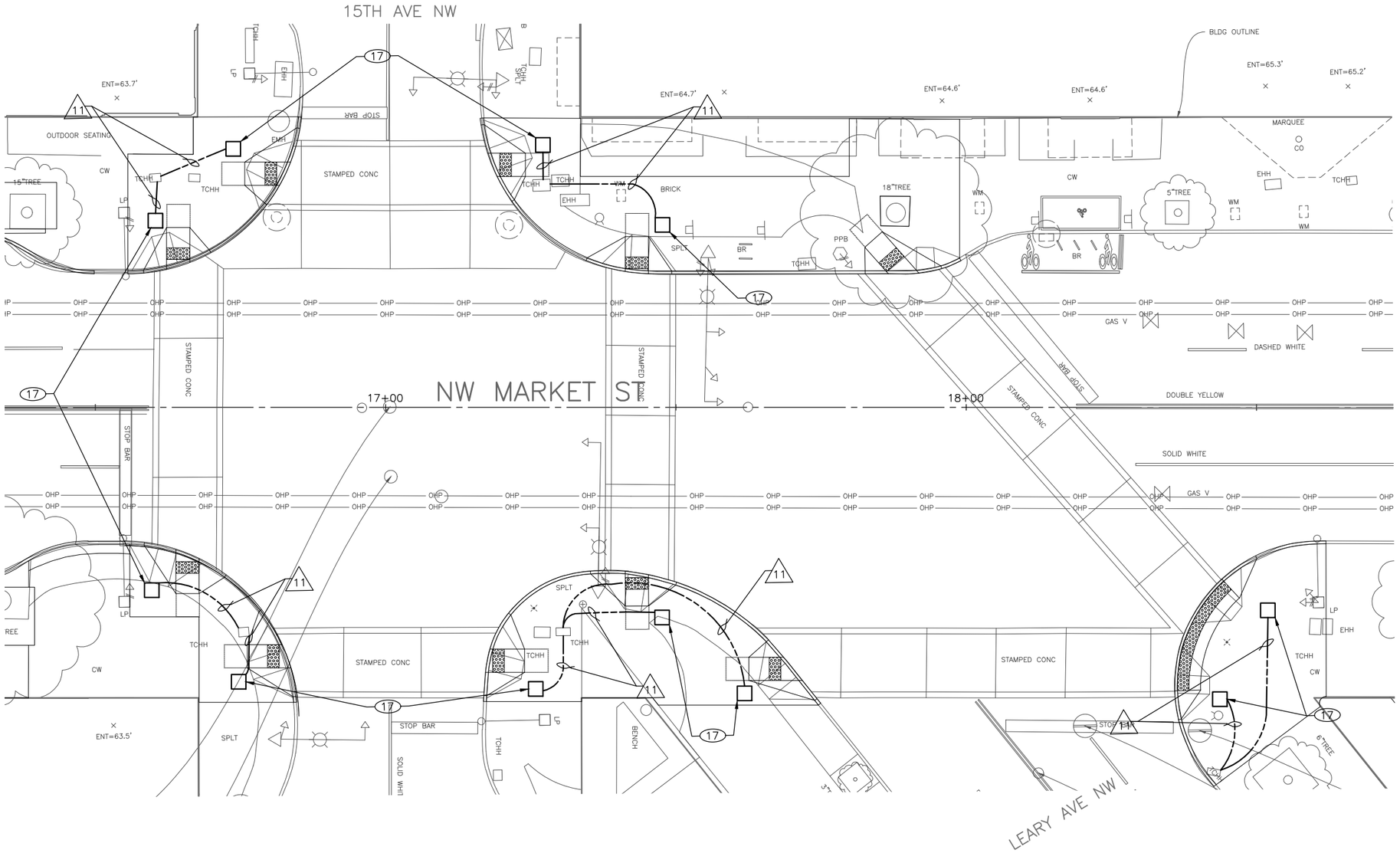

WIRING SCHEDULE									
RUN NO.	SPAN OR CONDUIT SIZE	VEHICLE HEADS	PED HEADS	PPBS	LOOP LEAD-IN	LOOP	ITS	STREET LIGHT	GROUND
11	–	–	–	–	–	–	–	–	–

REMOVAL AND RELOCATION NOTES

1. REMOVE PEDESTRIAN PUSH BUTTON ASSEMBLY
2. REMOVE PEDESTAL POLE, PEDESTRIAN SIGNAL HEAD AND FOUNDATION
3. REMOVE PUSHBUTTON POST AND FOUNDATION
4. COORDINATE SPAN REMOVAL WITH METRO TRANSIT
5. REMOVE STRAIN POLE BRACKET ARM, LUMINAIRE, AND FOOTING
6. REMOVE PHOTO ENFORCEMENT CAMERA POLE FOUNDATION
7. REMOVE HH

CONSTRUCTION NOTES

1. INSTALL APS PUSHBUTTON ASSEMBLY
2. INSTALL 10' PEDESTAL POLE AND FOUNDATION
3. INSTALL PUSHBUTTON POST AND FOUNDATION
4. INSTALL PEDESTRIAN SIGNAL HEAD
5. EXTEND EX CONDUIT INTO NEW PUSHBUTTON POST AND FOUNDATION
6. INSTALL TYPE 2 HH (SDOT EXC AS NOTED)
7. INSTALL APS CONTROL UNIT
8. INSTALL STRAIN POLE, 6' BRACKET ARM, LUMINAIRE AND FOUNDATION
9. INSTALL STRAIN POLE AND FOUNDATION
10. COORDINATE SPAN WIRE INSTALLATION WITH METRO TRANSIT
11. INSTALL MAST ARM, POLE, BRACKET ARM, LUMINAIRE, FOUNDATION, VEHICLE HEADS AND PEDESTRIAN HEADS
12. RELOCATE EXISTING CCTV, SENSYS WIRELESS AP, METRO TRANSIT WIRELESS EQUIPMENT AND ENCLOSURE ONTO NEW MAST ARM POLE.
13. INSTALL 6' DIA LOOPS
14. RELOCATE EXISTING PHOTO ENFORCEMENT CAMERA EQUIPMENT, AND POLE
15. INSTALL PHOTO ENFORCEMENT CAMERA POLE FOUNDATION
16. PULL BACK CABLE AND ROUTE CONDUIT TO NEW FOUNDATION
17. INSTALL 18" X 18" BLOCKOUT WITH COLD JOINT FOR FUTURE PUSH-BUTTON POST FOUNDATION

TRAFFIC SIGNAL HEADS

PEDESTRIAN — VEHICLE

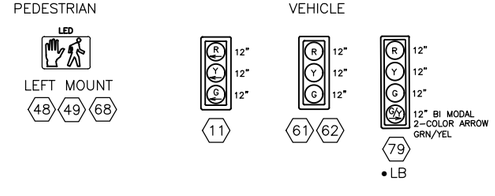

30% SUBMITTAL (NOT FOR CONSTRUCTION)

SIGNAL PLAN

CM DESIGN GROUP
1318 East Pike St
Seattle, WA 98122
206-659-0612

APPROVED FOR ADVERTISING
LIZ ALZEER
DEPARTMENT OF FINANCE & ADMINISTRATIVE SERVICES
SEATTLE, WASHINGTON . . . . . 20 . . .
BY: . . . . . .
CITY PURCHASING & CONTRACTING SERVICES DIRECTOR

INITIALS AND DATE	
DESIGNED JTE	
CHECKED JJC	
DRAWN JTE	
CHECKED JJC	

INITIALS AND DATE	
REVIEWED:	
DES.	CONST.
SDOT	PROJ. MGR.
RECEIVED	
REVISED AS BUILT	

ALL WORK SHALL BE DONE IN ACCORDANCE WITH THE CITY OF SEATTLE STANDARD PLANS AND SPECIFICATIONS AND OTHER DOCUMENTS CALLED FOR IN SECTION 0-02.3 OF THE PROJECT MANUAL.

JOSEPH J. COULLES — STATE OF WASHINGTON — 33171 — REGISTERED PROFESSIONAL ENGINEER

Seattle Department of Transportation
ORDINANCE NO. PW NO.
SCALE: 1"=20'

2020 AAC NW MARKET ST

JOB PC TRC0743 CO TRC0743
VPI #
SG2
SHEET 26 OF 49

VAULT SERIAL NO.	DATE	MARK	NATURE REVISIONS	MADE	CHK'D	REV'D

Z:\2018 Projects\18011 NW Market ST AAC\Plans\TRC0743_P-SIGL.dwg
May-09-19 2:52pm

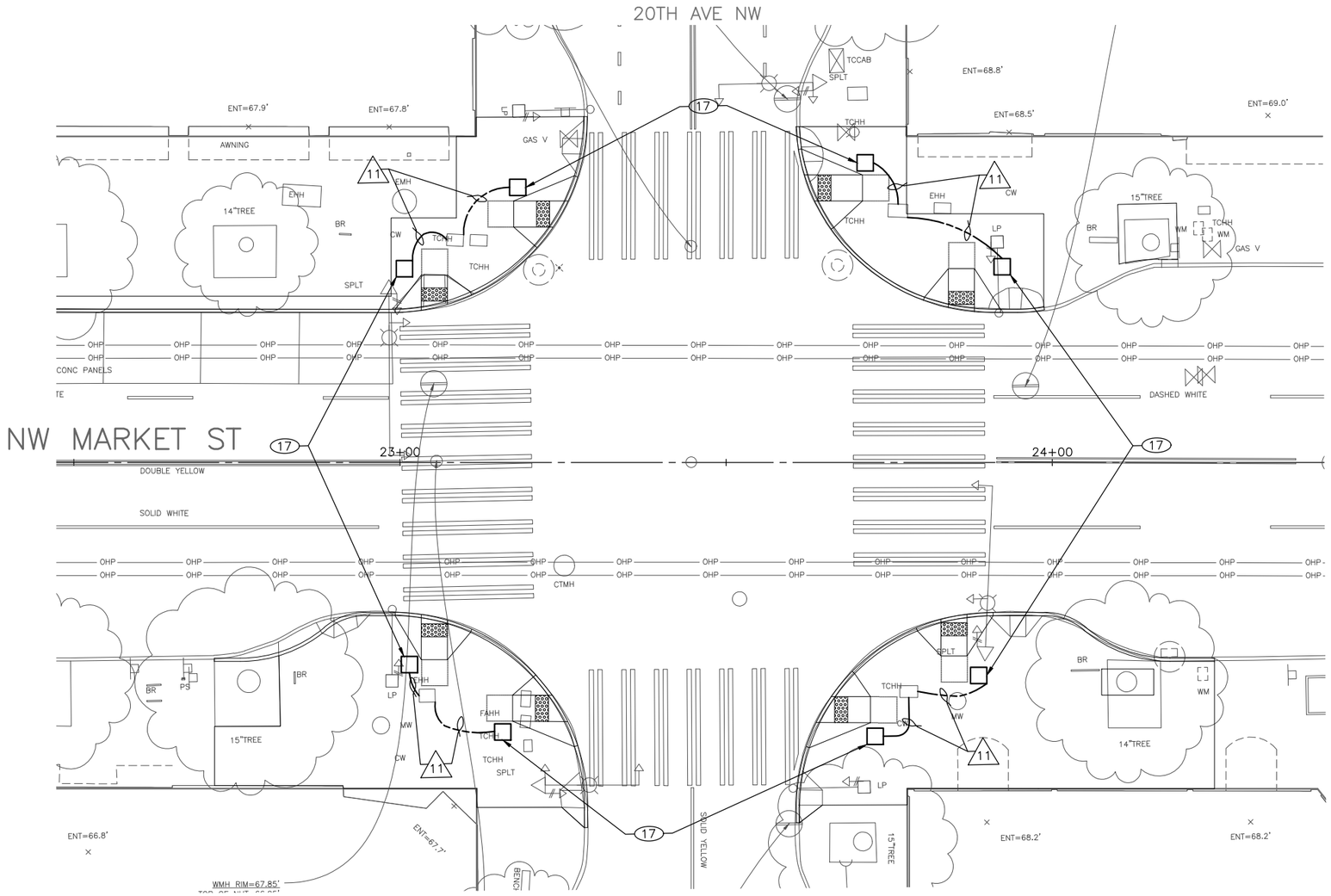

WIRING SCHEDULE									
RUN NO.	SPAN OR CONDUIT SIZE	VEHICLE HEADS	PED HEADS	PPBS	LOOP LEAD-IN	LOOP	ITS	STREET LIGHT	GROUND
11	–	–	–	–	–	–	–	–	–

REMOVAL AND RELOCATION NOTES

1. REMOVE PEDESTRIAN PUSH BUTTON ASSEMBLY
2. REMOVE PEDESTAL POLE, PEDESTRIAN SIGNAL HEAD AND FOUNDATION
3. REMOVE PUSHBUTTON POST AND FOUNDATION
4. COORDINATE SPAN REMOVAL WITH METRO TRANSIT
5. REMOVE STRAIN POLE BRACKET ARM, LUMINAIRE, AND FOOTING
6. REMOVE PHOTO ENFORCEMENT CAMERA POLE FOUNDATION
7. REMOVE HH

CONSTRUCTION NOTES

1. INSTALL APS PUSHBUTTON ASSEMBLY
2. INSTALL 10' PEDESTAL POLE AND FOUNDATION
3. INSTALL PUSHBUTTON POST AND FOUNDATION
4. INSTALL PEDESTRIAN SIGNAL HEAD
5. EXTEND EX CONDUIT INTO NEW PUSHBUTTON POST AND FOUNDATION
6. INSTALL TYPE 2 HH (SDOT EXC AS NOTED)
7. INSTALL APS CONTROL UNIT
8. INSTALL STRAIN POLE, 6' BRACKET ARM, LUMINAIRE AND FOUNDATION
9. INSTALL STRAIN POLE AND FOUNDATION
10. COORDINATE SPAN WIRE INSTALLATION WITH METRO TRANSIT
11. INSTALL MAST ARM, POLE, BRACKET ARM, LUMINAIRE, FOUNDATION, VEHICLE HEADS AND PEDESTRIAN HEADS
12. RELOCATE EXISTING CCTV, SENSYS WIRELESS AP, METRO TRANSIT WIRELESS EQUIPMENT AND ENCLOSURE ONTO NEW MAST ARM POLE.
13. INSTALL 6' DIA LOOPS
14. RELOCATE EXISTING PHOTO ENFORCEMENT CAMERA EQUIPMENT, AND POLE
15. INSTALL PHOTO ENFORCEMENT CAMERA POLE FOUNDATION
16. PULL BACK CABLE AND ROUTE CONDUIT TO NEW FOUNDATION
17. INSTALL 18" X 18" BLOCKOUT WITH COLD JOINT FOR FUTURE PUSH-BUTTON POST FOUNDATION

TRAFFIC SIGNAL HEADS

PEDESTRIAN — VEHICLE

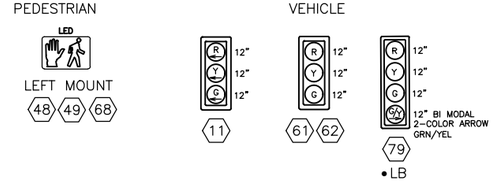

30% SUBMITTAL (NOT FOR CONSTRUCTION)

SIGNAL PLAN

CM DESIGN GROUP
1318 East Pike St
Seattle, WA 98122
206-659-0612

APPROVED FOR ADVERTISING
LIZ ALZEER
DEPARTMENT OF FINANCE & ADMINISTRATIVE SERVICES
SEATTLE, WASHINGTON . . . . . 20 . . .
BY: . . . . . .
CITY PURCHASING & CONTRACTING SERVICES DIRECTOR

INITIALS AND DATE	INITIALS AND DATE
DESIGNED JTE	REVIEWED: DES. CONST. SDOT PROJ. MGR.
CHECKED JJC	
DRAWN JTE	RECEIVED
CHECKED JJC	REVISED AS BUILT

ALL WORK SHALL BE DONE IN ACCORDANCE WITH THE CITY OF SEATTLE STANDARD PLANS AND SPECIFICATIONS AND OTHER DOCUMENTS CALLED FOR IN SECTION 0-02.3 OF THE PROJECT MANUAL.

JOSEPH J. COULLES — STATE OF WASHINGTON — 33171 — REGISTERED PROFESSIONAL ENGINEER

Seattle Department of Transportation
ORDINANCE NO. PW NO.
SCALE: 1"=20'

2020 AAC NW MARKET ST

JOB PC TRC0743 CO TRC0743
VPI #
SG3
SHEET 27 OF 49

VAULT SERIAL NO.	DATE	MARK	NATURE REVISIONS	MADE	CHK'D	REV'D

Z:\2018 Projects\18011 NW Market ST AAC\Plans\TRC0743_P-SIGL.dwg
May-09-19 2:52pm

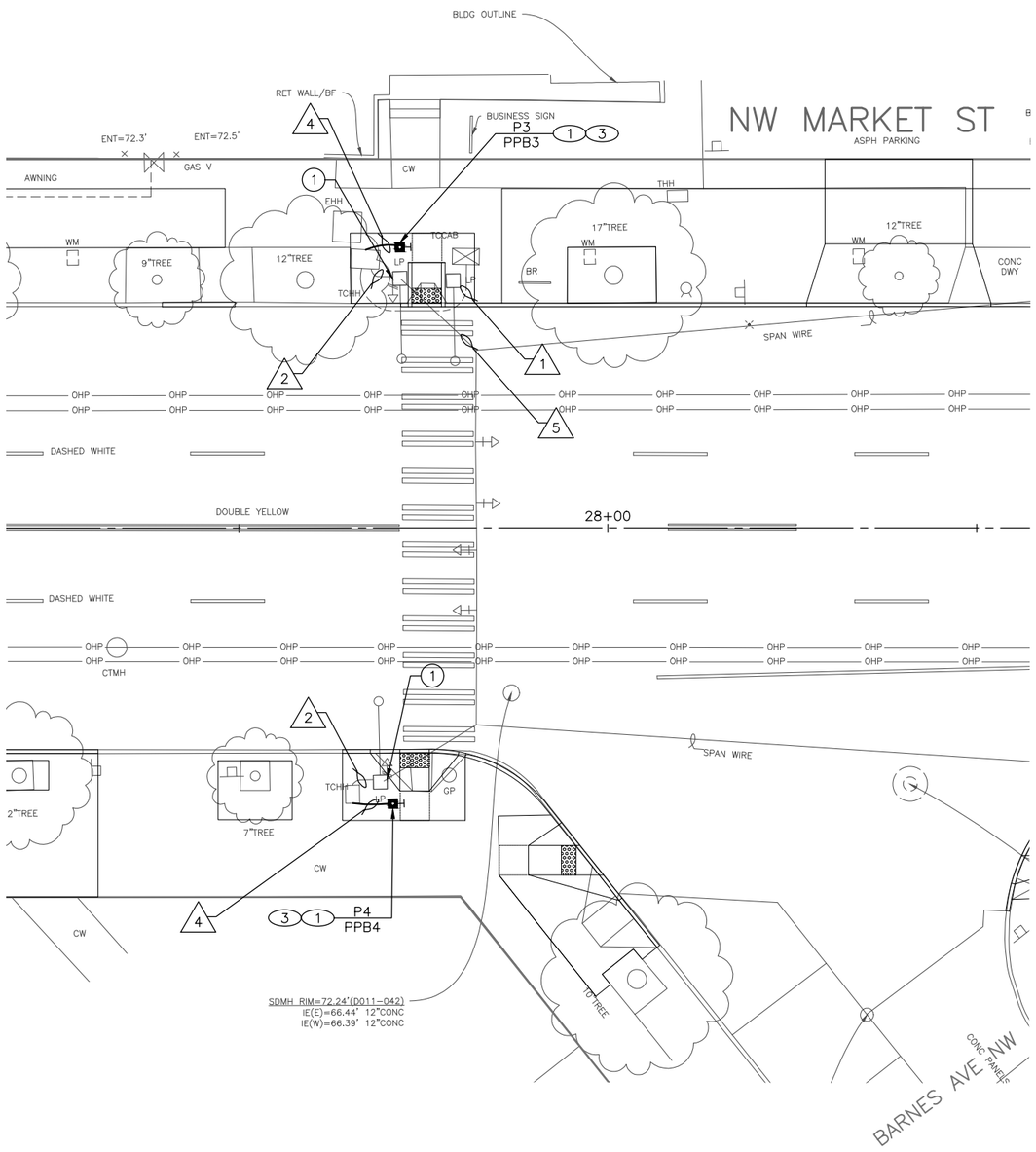

(PPB) PUSH BUTTON MOUNTING SCHEDULE

PPB NO.	POLE NO.	LOCATION (AZIMUTH)	PHASE	SIGN ARROW DIRECTION IN RELATION TO PUSH BUTTON	RAPID TICK	CUSTOM MESSAGE
3	3	90	4	R10-3L	–	BY SDOT
4	4	90	4	R10-3R	–	BY SDOT

WIRING SCHEDULE

RUN NO.	SPAN OR CONDUIT SIZE	VEHICLE HEADS	PED HEADS	PPBS	LOOP LEAD-IN	LOOP	ITS	STREET LIGHT	GROUND
1	EX CD	–	–	2-1PR	–	–	–	–	–
2	EX CD	–	–	1-1PR	–	–	–	–	–
4	1-1" SDOT	–	–	1-1PR	–	–	–	–	–
5	EX SPAN	–	–	1-1PR	–	–	–	–	–

(P) POLE/PEDESTAL SCHEDULE

POLE NO.	STATION/LOCATION & OFFSET	POLE TYPE	LENGTH (FT)	FOUNDATION TYPE	MAST ARM LENGTH (FT)	LUMINAIRE ARM LENGTH (FT)	LUMINAIRE WATTAGE	LUMINAIRE MOUNT HEIGHT (FT)	# OF CABLE OUTLETS	LOCATION OF OUTLET	CITY LIGHT POLE NO.
3	TBD	PPB POST	STD	STD	–	–	–	–	–	–	–
4	TBD	PPB POST	STD	STD	–	–	–	–	–	–	–

N

10 5 0 10 20
SCALE IN FEET

REMOVAL AND RELOCATION NOTES

1. REMOVE PEDESTRIAN PUSH BUTTON ASSEMBLY
2. REMOVE PEDESTAL POLE, PEDESTRIAN SIGNAL HEAD AND FOUNDATION
3. REMOVE PUSHBUTTON POST AND FOUNDATION
4. COORDINATE SPAN REMOVAL WITH METRO TRANSIT
5. REMOVE STRAIN POLE BRACKET ARM, LUMINAIRE, AND FOOTING
6. REMOVE PHOTO ENFORCEMENT CAMERA POLE FOUNDATION
7. REMOVE HH

CONSTRUCTION NOTES

1. INSTALL APS PUSHBUTTON ASSEMBLY
2. INSTALL 10' PEDESTAL POLE AND FOUNDATION
3. INSTALL PUSHBUTTON POST AND FOUNDATION
4. INSTALL PEDESTRIAN SIGNAL HEAD
5. EXTEND EX CONDUIT INTO NEW PUSHBUTTON POST AND FOUNDATION
6. INSTALL TYPE 2 HH (SDOT EXC AS NOTED)
7. INSTALL APS CONTROL UNIT
8. INSTALL STRAIN POLE, 6' BRACKET ARM, LUMINAIRE AND FOUNDATION
9. INSTALL STRAIN POLE AND FOUNDATION
10. COORDINATE SPAN WIRE INSTALLATION WITH METRO TRANSIT
11. INSTALL MAST ARM, POLE, BRACKET ARM, LUMINAIRE, FOUNDATION, VEHICLE HEADS AND PEDESTRIAN HEADS
12. RELOCATE EXISTING CCTV, SENSYS WIRELESS AP, METRO TRANSIT WIRELESS EQUIPMENT AND ENCLOSURE ONTO NEW MAST ARM POLE.
13. INSTALL 6' DIA LOOPS
14. RELOCATE EXISTING PHOTO ENFORCEMENT CAMERA EQUIPMENT, AND POLE
15. INSTALL PHOTO ENFORCEMENT CAMERA POLE FOUNDATION
16. PULL BACK CABLE AND ROUTE CONDUIT TO NEW FOUNDATION
17. INSTALL 18" X 18" BLOCKOUT WITH COLD JOINT FOR FUTURE PUSH-BUTTON POST FOUNDATION

TRAFFIC SIGNAL HEADS

PEDESTRIAN VEHICLE

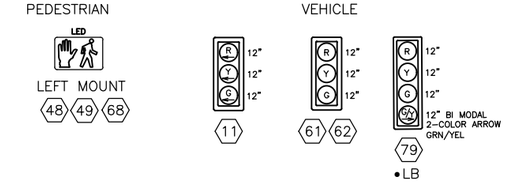

30% SUBMITTAL (NOT FOR CONSTRUCTION)

SIGNAL PLAN

VAULT SERIAL NO.	DATE	MARK	NATURE REVISIONS	MADE	CHK'D	REV'D

Z:\2018 Projects\18011 NW Market ST AAC\Plans\TRC0743_P-SIGL.dwg
May-09-19 2:52pm

CM DESIGN GROUP
1318 East Pike St
Seattle, WA 98122
206-659-0612

APPROVED FOR ADVERTISING
LIZ ALZEER
DEPARTMENT OF FINANCE & ADMINISTRATIVE SERVICES
SEATTLE, WASHINGTON . . . . . 20 . . .
BY: . . . . . .
CITY PURCHASING & CONTRACTING SERVICES DIRECTOR

INITIALS AND DATE	INITIALS AND DATE
DESIGNED SD	REVIEWED:
CHECKED CM	DES. CONST.
	SDOT PROJ. MGR.
DRAWN JTE	RECEIVED
CHECKED CM	REVISED AS BUILT

ALL WORK SHALL BE DONE IN ACCORDANCE WITH THE CITY OF SEATTLE STANDARD PLANS AND SPECIFICATIONS AND OTHER DOCUMENTS CALLED FOR IN SECTION 0-02.3 OF THE PROJECT MANUAL.

JOSEPH J. COULLES STATE OF WASHINGTON 33171 REGISTERED PROFESSIONAL ENGINEER

Seattle Department of Transportation
ORDINANCE NO. PW NO.
SCALE: 1"=20'

2020 AAC NW MARKET ST

JOB PC TRC0743 CO TRC0743
VPI #
SG4
SHEET 28 OF 49

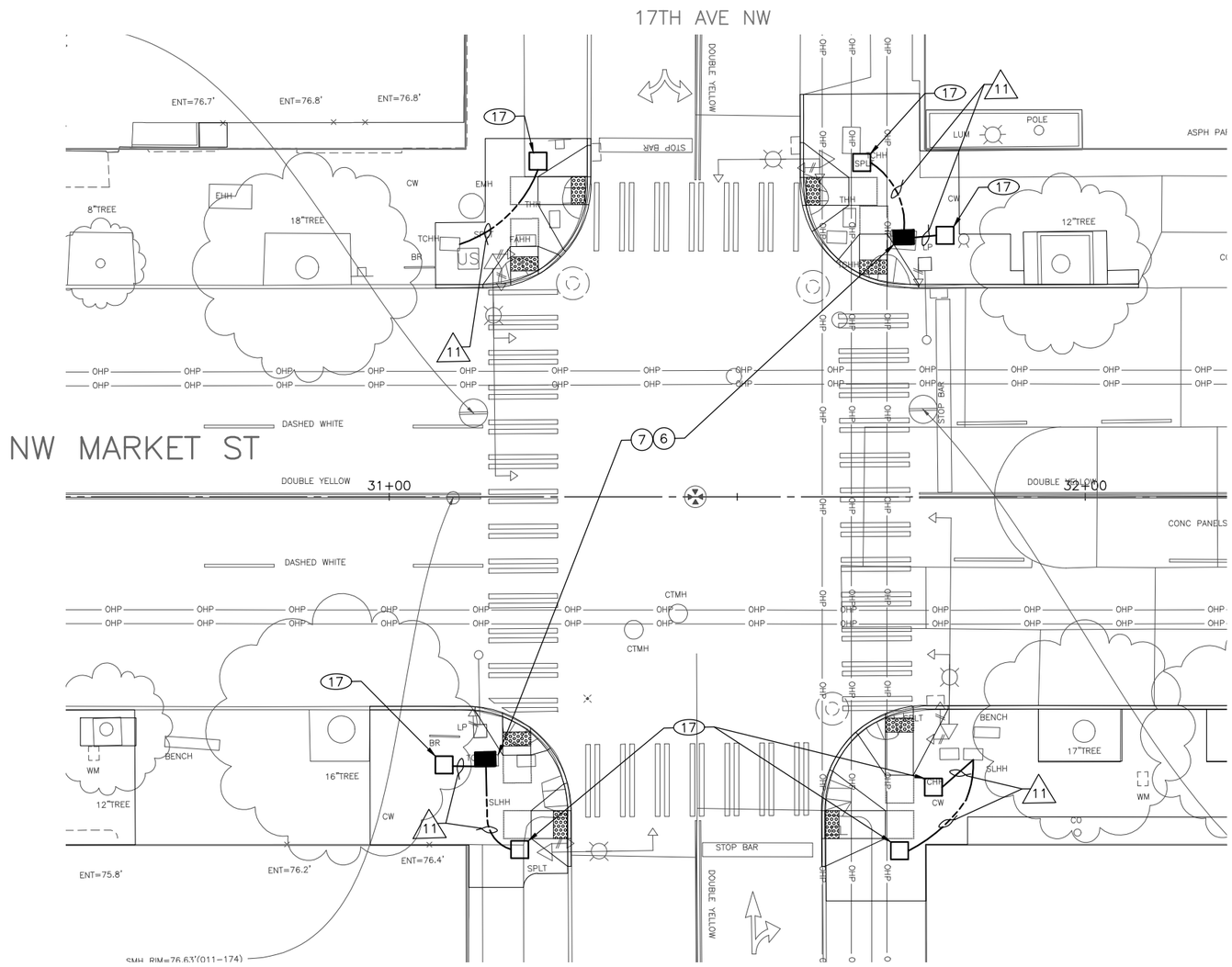

REMOVAL AND RELOCATION NOTES

1. REMOVE PEDESTRIAN PUSH BUTTON ASSEMBLY
2. REMOVE PEDESTAL POLE, PEDESTRIAN SIGNAL HEAD AND FOUNDATION
3. REMOVE PUSHBUTTON POST AND FOUNDATION
4. COORDINATE SPAN REMOVAL WITH METRO TRANSIT
5. REMOVE STRAIN POLE BRACKET ARM, LUMINAIRE, AND FOOTING
6. REMOVE PHOTO ENFORCEMENT CAMERA POLE FOUNDATION
7. REMOVE HH

CONSTRUCTION NOTES

1. INSTALL APS PUSHBUTTON ASSEMBLY
2. INSTALL 10' PEDESTAL POLE AND FOUNDATION
3. INSTALL PUSHBUTTON POST AND FOUNDATION
4. INSTALL PEDESTRIAN SIGNAL HEAD
5. EXTEND EX CONDUIT INTO NEW PUSHBUTTON POST AND FOUNDATION
6. INSTALL TYPE 2 HH (SDOT EXC AS NOTED)
7. INSTALL APS CONTROL UNIT
8. INSTALL STRAIN POLE, 6' BRACKET ARM, LUMINAIRE AND FOUNDATION
9. INSTALL STRAIN POLE AND FOUNDATION
10. COORDINATE SPAN WIRE INSTALLATION WITH METRO TRANSIT
11. INSTALL MAST ARM, POLE, BRACKET ARM, LUMINAIRE, FOUNDATION, VEHICLE HEADS AND PEDESTRIAN HEADS
12. RELOCATE EXISTING CCTV, SENSYS WIRELESS AP, METRO TRANSIT WIRELESS EQUIPMENT AND ENCLOSURE ONTO NEW MAST ARM POLE.
13. INSTALL 6' DIA LOOPS
14. RELOCATE EXISTING PHOTO ENFORCEMENT CAMERA EQUIPMENT, AND POLE
15. INSTALL PHOTO ENFORCEMENT CAMERA POLE FOUNDATION
16. PULL BACK CABLE AND ROUTE CONDUIT TO NEW FOUNDATION
17. INSTALL 18" X 18" BLOCKOUT WITH COLD JOINT FOR FUTURE PUSH-BUTTON POST FOUNDATION

TRAFFIC SIGNAL HEADS

PEDESTRIAN

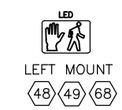

VEHICLE

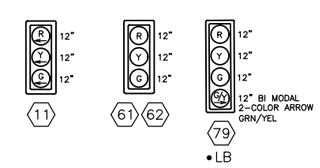

WIRING SCHEDULE									
RUN NO.	SPAN OR CONDUIT SIZE	VEHICLE HEADS	PED HEADS	PPBS	LOOP LEAD-IN	LOOP	ITS	STREET LIGHT	GROUND
11	–	–	–	–	–	–	–	–	–

30% SUBMITTAL (NOT FOR CONSTRUCTION)

SIGNAL PLAN

VAULT SERIAL NO.	DATE	MARK	NATURE REVISIONS	MADE	CHK'D	REV'D

Z:\2018 Projects\18011 NW Market ST AAC\Plans\TRC0743_P-SIGL.dwg
May-09-19 2:52pm

CM DESIGN GROUP
1318 East Pike St
Seattle, WA 98122
206-659-0612

APPROVED FOR ADVERTISING
LIZ ALZEER
DEPARTMENT OF FINANCE & ADMINISTRATIVE SERVICES
SEATTLE, WASHINGTON . . . . . 20 . . .

BY: . . . . . .
CITY PURCHASING & CONTRACTING SERVICES DIRECTOR

INITIALS AND DATE	INITIALS AND DATE
DESIGNED SD	REVIEWED:
CHECKED CM	DES. CONST.
	SDOT PROJ. MGR.
DRAWN JTE	RECEIVED
CHECKED CM	REVISED AS BUILT

ALL WORK SHALL BE DONE IN ACCORDANCE WITH THE CITY OF SEATTLE STANDARD PLANS AND SPECIFICATIONS AND OTHER DOCUMENTS CALLED FOR IN SECTION 0-02.3 OF THE PROJECT MANUAL.

JOSEPH J. COULLES
STATE OF WASHINGTON
33171
REGISTERED PROFESSIONAL ENGINEER

Seattle Department of Transportation

ORDINANCE NO. PW NO.

SCALE: 1"=20'

2020 AAC NW MARKET ST

JOB PC TRC0743
CO TRC0743
VPI #
SG5
SHEET 29 OF 49

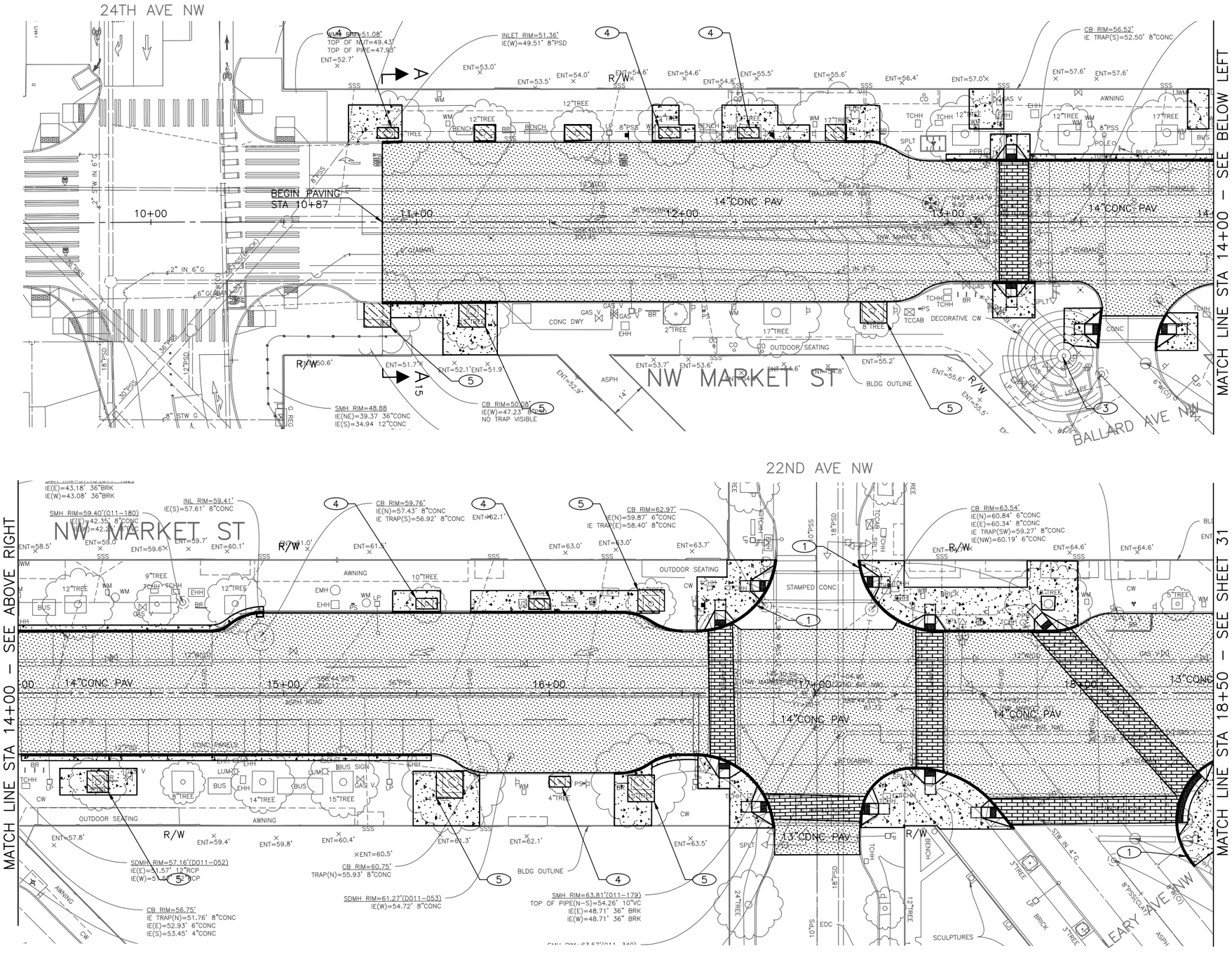

N

20 10 0 20 40
SCALE IN FEET

GENERAL NOTES

1. CONTRACTOR TO FIELD VERIFY LAYOUT OF PROPOSED IMPROVEMENTS AND NOTIFY ENGINEER OF ANY CONFLICTS OF DISCREPANCIES PRIOR TO CONSTRUCTION.
2. UTILITY LOCATIONS SHOWN ON DRAWINGS ARE APPROXIMATE. EXPECT SERVICE LINES FOR ALL UTILITIES TO ALL BUILDINGS AND PROPERTIES.
3. ALL CURB PARALLEL TO NW MARKET ST IS PER STD PLAN 410C, CURB AT SIDE STREETS ARE SIDEWALK WITH MONOLITHIC CURB PER STD PLAN 421

CONSTRUCTION NOTES

1. CURB, CEM CONC W/25% POZZOLANS, PER STD PLAN 410C
2. USE FLEXIBLE POROUS SURFACE TREATMENT
3. MEMORIAL TREE PIT TO BE REPLANTED BY COMMUNITY
4. EXPAND TREE PIT, PER STD PLAN 424A
5. EXPAND TREE PIT, COORDINATE WITH URBAN FORESTRY

LEGEND

- 14"CONC PAV — 14" ROADWAY CEM CONC, OVER 6" MNRL AGG TYPE 2
- 13"CONC PAV — 13" ROADWAY CEM CONC, OVER 6" MNRL AGG TYPE 2
- SIDEWALK, CEM CONC W/25% POZZOLANS, PER STD PLAN 420
- 12" ROADWAY CEM CONC, OVER 6" MNRL AGG TYPE 2 RUNNING BOND BRICK PATTERN
- BARK MULCH, 3" DEEP, OVER COMPOST AMENDED SOIL, PER STD PLAN 142
- 6"CONC DWY — 6" CEM CONC, HES (24 HRS), PER STD PLAN 430
- CURB, CEM CONC W/25% POZZOLANS, PER STD PLAN 410C, UNLESS OTHERWISE NOTED

VAULT SERIAL NO.	DATE	MARK	NATURE REVISIONS	MADE	CHK'D	REV'D

30% SUBMITTAL (NOT FOR CONSTRUCTION)

PAVING PLAN

CM DESIGN GROUP
1318 East Pike St
Seattle, WA 98122
206-659-0612

APPROVED FOR ADVERTISING
LIZ ALZEER
DEPARTMENT OF FINANCE & ADMINISTRATIVE SERVICES
SEATTLE, WASHINGTON . . . . . 20 . . .

BY: . . . . . .
CITY PURCHASING & CONTRACTING SERVICES DIRECTOR

INITIALS AND DATE	INITIALS AND DATE
DESIGNED SND 5/19	REVIEWED: DES. CONST. SDOT PROJ. MGR.
CHECKED CEM 5/19	
DRAWN JTE 5/19	RECEIVED
CHECKED CEM 5/19	REVISED AS BUILT

ALL WORK SHALL BE DONE IN ACCORDANCE WITH THE CITY OF SEATTLE STANDARD PLANS AND SPECIFICATIONS AND OTHER DOCUMENTS CALLED FOR IN SECTION 0-02.3 OF THE PROJECT MANUAL.

CATHERINE MIRALIN
STATE OF WASHINGTON
27900
REGISTERED PROFESSIONAL ENGINEER

Seattle Department of Transportation
ORDINANCE NO. PW NO.
SCALE: 1"=10'

2020 AAC NW MARKET ST

JOB PC TRC0743
CO TRC0743
VPI #
PV1
SHEET 30 OF 49

Z:\2018 Projects\18011 NW Market ST AAC\Plans\TRC0743_P-ROAD.dwg
May-09-19 1:01pm

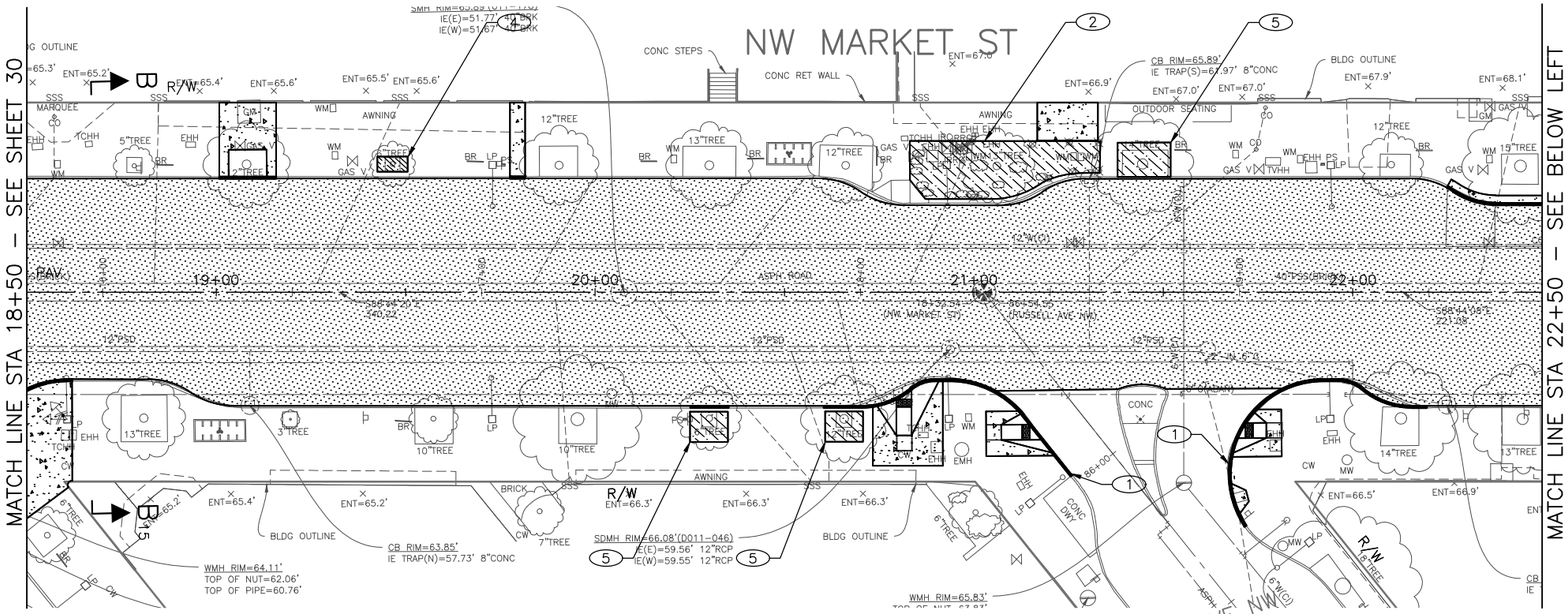

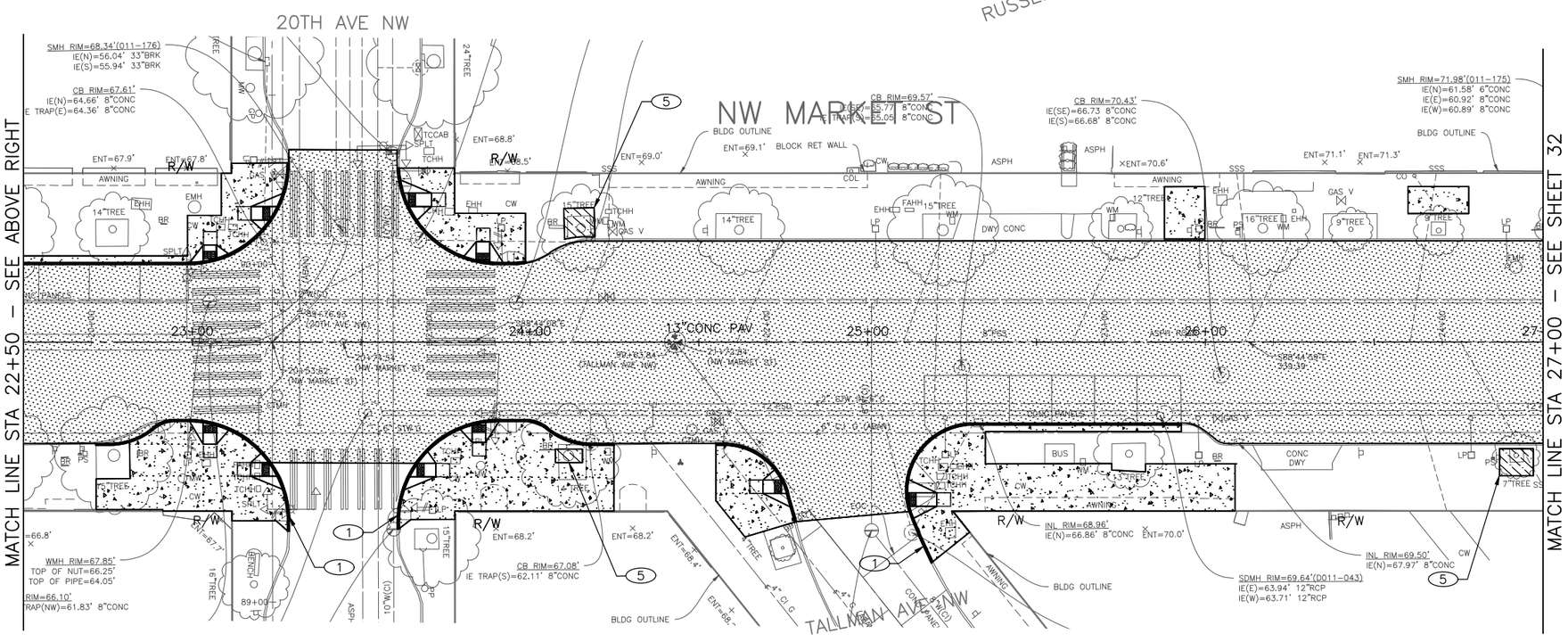

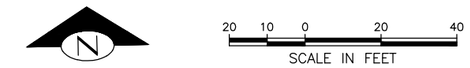

GENERAL NOTES

1. CONTRACTOR TO FIELD VERIFY LAYOUT OF PROPOSED IMPROVEMENTS AND NOTIFY ENGINEER OF ANY CONFLICTS OF DISCREPANCIES PRIOR TO CONSTRUCTION.
2. UTILITY LOCATIONS SHOWN ON DRAWINGS ARE APPROXIMATE. EXPECT SERVICE LINES FOR ALL UTILITIES TO ALL BUILDINGS AND PROPERTIES.
3. ALL CURB PARALLEL TO NW MARKET ST IS PER STD PLAN 410C, CURB AT SIDE STREETS ARE SIDEWALK WITH MONOLITHIC CURB PER STD PLAN 421

CONSTRUCTION NOTES

1. CURB, CEM CONC W/25% POZZOLANS, PER STD PLAN 410C
2. USE FLEXIBLE POROUS SURFACE TREATMENT
3. MEMORIAL TREE PIT TO BE REPLANTED BY COMMUNITY
4. EXPAND TREE PIT, PER STD PLAN 424A
5. EXPAND TREE PIT, COORDINATE WITH URBAN FORESTRY

LEGEND

- 14"CONC PAV — 14" ROADWAY CEM CONC, OVER 6" MNRL AGG TYPE 2
- 13"CONC PAV — 13" ROADWAY CEM CONC, OVER 6" MNRL AGG TYPE 2
- SIDEWALK, CEM CONC W/25% POZZOLANS, PER STD PLAN 420
- 12" ROADWAY CEM CONC, OVER 6" MNRL AGG TYPE 2 RUNNING BOND BRICK PATTERN
- BARK MULCH, 3" DEEP, OVER COMPOST AMENDED SOIL, PER STD PLAN 142
- 6"CONC DWY — 6" CEM CONC, HES (24 HRS), PER STD PLAN 430
- CURB, CEM CONC W/25% POZZOLANS, PER STD PLAN 410C, UNLESS OTHERWISE NOTED

30% SUBMITTAL (NOT FOR CONSTRUCTION)

PAVING PLAN

VAULT SERIAL NO.	DATE	MARK	NATURE REVISIONS	MADE	CHK'D	REV'D

Z:\2018 Projects\18011 NW Market ST AAC\Plans\TRC0743_P-ROAD.dwg
May-09-19 1:01pm

CM DESIGN GROUP
1318 East Pike St
Seattle, WA 98122
206-659-0612

APPROVED FOR ADVERTISING
LIZ ALZEER
DEPARTMENT OF FINANCE & ADMINISTRATIVE SERVICES
SEATTLE, WASHINGTON . . . . . 20 . .

BY: . . . . . .
CITY PURCHASING & CONTRACTING SERVICES DIRECTOR

INITIALS AND DATE	INITIALS AND DATE
DESIGNED SND 5/19	REVIEWED:
CHECKED CEM 5/19	DES. CONST.
	SDOT PROJ. MGR.
DRAWN JTE 5/19	RECEIVED
CHECKED CEM 5/19	REVISED AS BUILT

ALL WORK SHALL BE DONE IN ACCORDANCE WITH THE CITY OF SEATTLE STANDARD PLANS AND SPECIFICATIONS AND OTHER DOCUMENTS CALLED FOR IN SECTION 0-02.3 OF THE PROJECT MANUAL.

CATHERINE LINE LAIN — STATE OF WASHINGTON — 27900 — REGISTERED PROFESSIONAL ENGINEER

Seattle Department of Transportation
ORDINANCE NO. PW NO.
SCALE: 1"=10'

2020 AAC NW MARKET ST

JOB PC TRC0743 CO TRC0743
VPI #
PV2
SHEET 31 OF 49

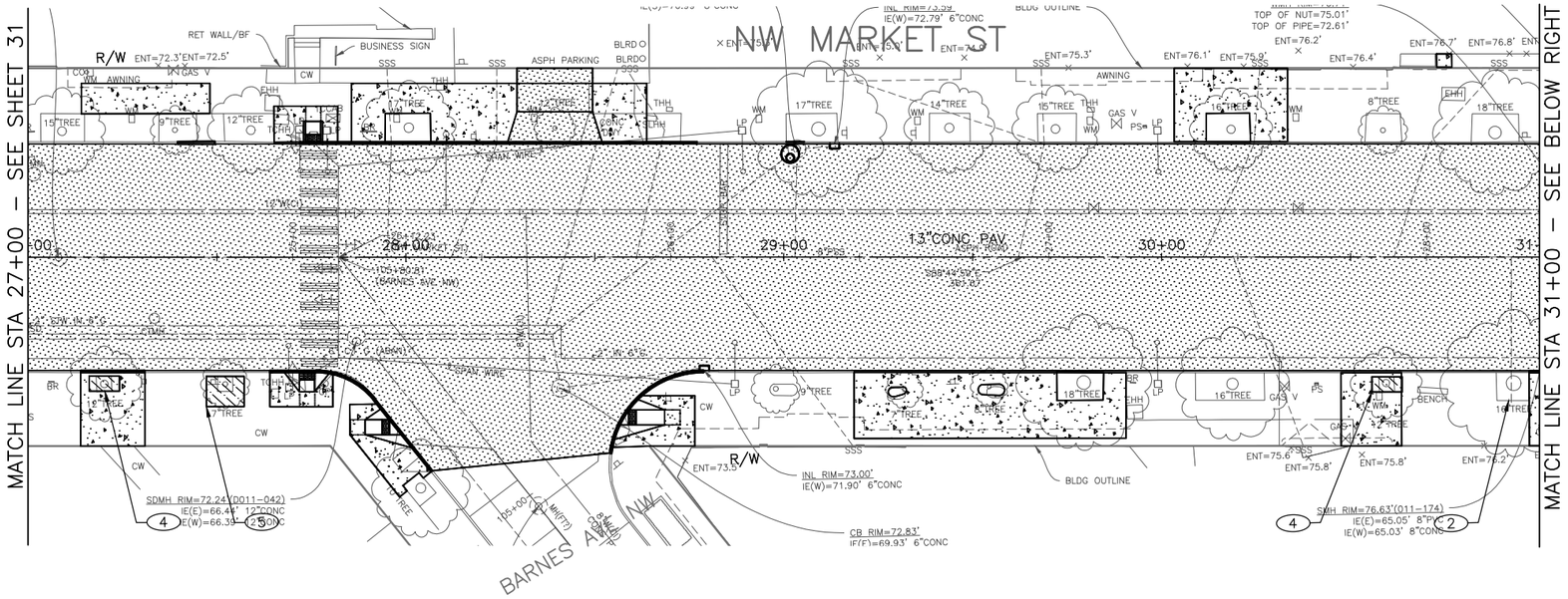

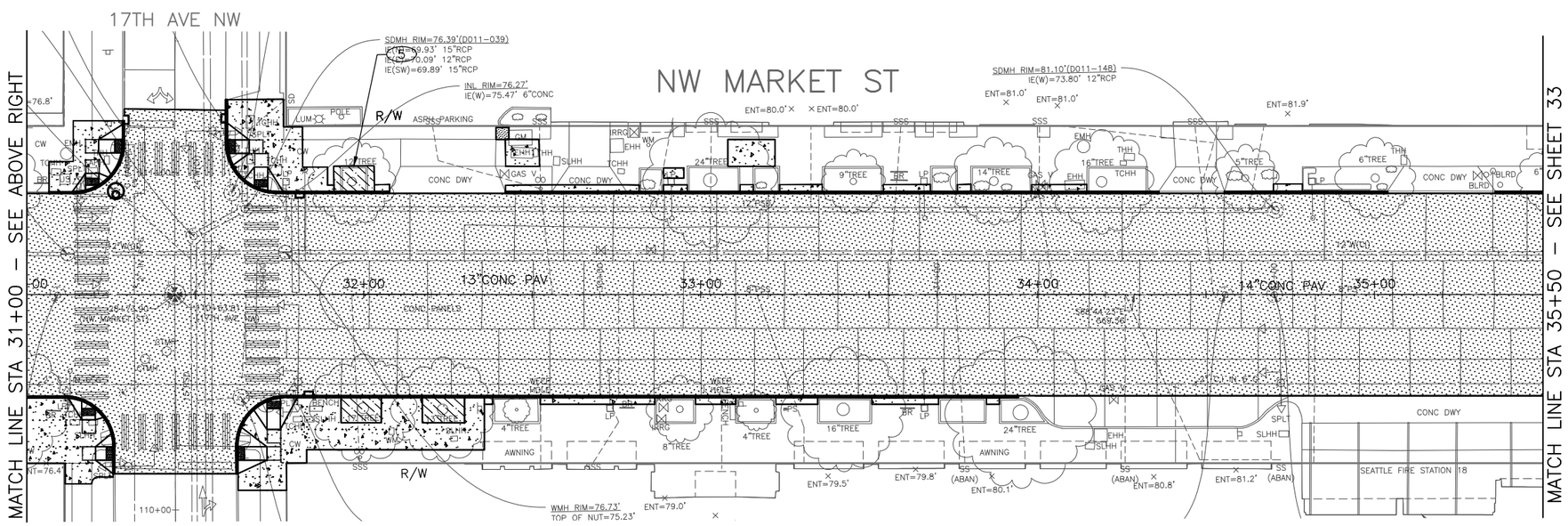

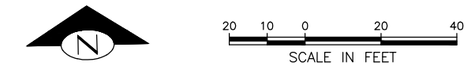

GENERAL NOTES

1. CONTRACTOR TO FIELD VERIFY LAYOUT OF PROPOSED IMPROVEMENTS AND NOTIFY ENGINEER OF ANY CONFLICTS OF DISCREPANCIES PRIOR TO CONSTRUCTION.
2. UTILITY LOCATIONS SHOWN ON DRAWINGS ARE APPROXIMATE. EXPECT SERVICE LINES FOR ALL UTILITIES TO ALL BUILDINGS AND PROPERTIES.
3. ALL CURB PARALLEL TO NW MARKET ST IS PER STD PLAN 410C, CURB AT SIDE STREETS ARE SIDEWALK WITH MONOLITHIC CURB PER STD PLAN 421

CONSTRUCTION NOTES

1. CURB, CEM CONC W/25% POZZOLANS, PER STD PLAN 410C
2. USE FLEXIBLE POROUS SURFACE TREATMENT
3. MEMORIAL TREE PIT TO BE REPLANTED BY COMMUNITY
4. EXPAND TREE PIT, PER STD PLAN 424A
5. EXPAND TREE PIT, COORDINATE WITH URBAN FORESTRY

LEGEND

- 14"CONC PAV — 14" ROADWAY CEM CONC, OVER 6" MNRL AGG TYPE 2
- 13"CONC PAV — 13" ROADWAY CEM CONC, OVER 6" MNRL AGG TYPE 2
- SIDEWALK, CEM CONC W/25% POZZOLANS, PER STD PLAN 420
- 12" ROADWAY CEM CONC, OVER 6" MNRL AGG TYPE 2 RUNNING BOND BRICK PATTERN
- BARK MULCH, 3" DEEP, OVER COMPOST AMENDED SOIL, PER STD PLAN 142
- 6"CONC DWY — 6" CEM CONC, HES (24 HRS), PER STD PLAN 430
- CURB, CEM CONC W/25% POZZOLANS, PER STD PLAN 410C, UNLESS OTHERWISE NOTED

30% SUBMITTAL (NOT FOR CONSTRUCTION)

PAVING PLAN

VAULT SERIAL NO.	DATE	MARK	NATURE REVISIONS	MADE	CHK'D	REV'D

Z:\2018 Projects\18011 NW Market ST AAC\Plans\TRC0743_P-ROAD.dwg
May-09-19 1:01pm

CM DESIGN GROUP
1318 East Pike St
Seattle, WA 98122
206-659-0612

APPROVED FOR ADVERTISING
LIZ ALZEER
DEPARTMENT OF FINANCE & ADMINISTRATIVE SERVICES
SEATTLE, WASHINGTON . . . . . 20 . . .

BY: . . . . . .
CITY PURCHASING & CONTRACTING SERVICES DIRECTOR

INITIALS AND DATE	INITIALS AND DATE
DESIGNED SD 5/19	REVIEWED: DES. CONST. SDOT PROJ. MGR.
CHECKED CM 5/19	RECEIVED
DRAWN JTE 5/19	REVISED AS BUILT
CHECKED CM 5/19	

ALL WORK SHALL BE DONE IN ACCORDANCE WITH THE CITY OF SEATTLE STANDARD PLANS AND SPECIFICATIONS AND OTHER DOCUMENTS CALLED FOR IN SECTION 0-02.3 OF THE PROJECT MANUAL.

CATHERINE MILKAY — STATE OF WASHINGTON — 27900 — REGISTERED PROFESSIONAL ENGINEER

Seattle Department of Transportation
ORDINANCE NO. PW NO.
SCALE: 1"=10'

2020 AAC NW MARKET ST

JOB PC TRC0743 CO TRC0743
VPI #
PV3
SHEET 32 OF 49

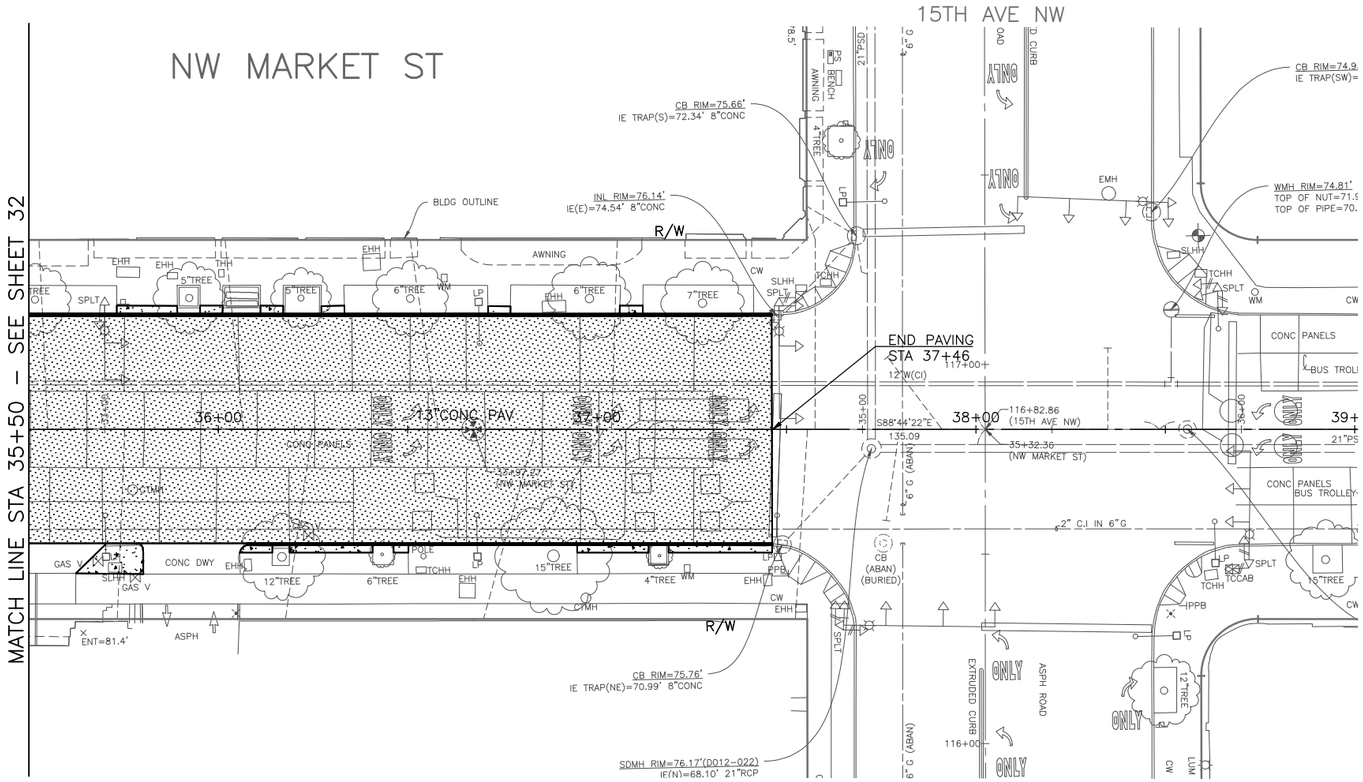

GENERAL NOTES

1. CONTRACTOR TO FIELD VERIFY LAYOUT OF PROPOSED IMPROVEMENTS AND NOTIFY ENGINEER OF ANY CONFLICTS OF DISCREPANCIES PRIOR TO CONSTRUCTION.
2. UTILITY LOCATIONS SHOWN ON DRAWINGS ARE APPROXIMATE. EXPECT SERVICE LINES FOR ALL UTILITIES TO ALL BUILDINGS AND PROPERTIES.
3. ALL CURB PARALLEL TO NW MARKET ST IS PER STD PLAN 410C, CURB AT SIDE STREETS ARE SIDEWALK WITH MONOLITHIC CURB PER STD PLAN 421

CONSTRUCTION NOTES

1. CURB, CEM CONC W/25% POZZOLANS, PER STD PLAN 410C
2. USE FLEXIBLE POROUS SURFACE TREATMENT
3. MEMORIAL TREE PIT TO BE REPLANTED BY COMMUNITY
4. EXPAND TREE PIT, PER STD PLAN 424A
5. EXPAND TREE PIT, COORDINATE WITH URBAN FORESTRY

LEGEND

14"CONC PAV	14" ROADWAY CEM CONC, OVER 6" MNRL AGG TYPE 2
13"CONC PAV	13" ROADWAY CEM CONC, OVER 6" MNRL AGG TYPE 2
	SIDEWALK, CEM CONC W/25% POZZOLANS, PER STD PLAN 420
	12" ROADWAY CEM CONC, OVER 6" MNRL AGG TYPE 2 RUNNING BOND BRICK PATTERN
	BARK MULCH, 3" DEEP, OVER COMPOST AMENDED SOIL, PER STD PLAN 142
6"CONC DWY	6" CEM CONC, HES (24 HRS), PER STD PLAN 430
	CURB, CEM CONC W/25% POZZOLANS, PER STD PLAN 410C, UNLESS OTHERWISE NOTED

SCALE IN FEET

VAULT SERIAL NO.	DATE	MARK	NATURE REVISIONS	MADE	CHK'D	REV'D

Z:\2018 Projects\18011 NW Market ST AAC\Plans\TRC0743_P-ROAD.dwg
May-09-19 1:01pm

30% SUBMITTAL (NOT FOR CONSTRUCTION)

PAVING PLAN

CM DESIGN GROUP
1318 East Pike St
Seattle, WA 98122
206-659-0612

APPROVED FOR ADVERTISING
LIZ ALZEER
DEPARTMENT OF FINANCE & ADMINISTRATIVE SERVICES
SEATTLE, WASHINGTON . . . . . 20 . . .
BY: . . . . . .
CITY PURCHASING & CONTRACTING SERVICES DIRECTOR

INITIALS AND DATE		INITIALS AND DATE	
DESIGNED	SND 5/19	REVIEWED:	
CHECKED	CEM 5/19	DES.	CONST.
		SDOT	PROJ. MGR.
DRAWN	JTE 5/19	RECEIVED	
CHECKED	CEM 5/19	REVISED AS BUILT	

ALL WORK SHALL BE DONE IN ACCORDANCE WITH THE CITY OF SEATTLE STANDARD PLANS AND SPECIFICATIONS AND OTHER DOCUMENTS CALLED FOR IN SECTION 0-02.3 OF THE PROJECT MANUAL.

CATHERINE MERKLIN
STATE OF WASHINGTON
27900
REGISTERED
PROFESSIONAL ENGINEER

Seattle Department of Transportation
ORDINANCE NO. PW NO.
SCALE: 1"=10'

2020 AAC NW MARKET ST

JOB PC TRC0743
CO TRC0743
VPI #
PV4
SHEET 33 OF 49

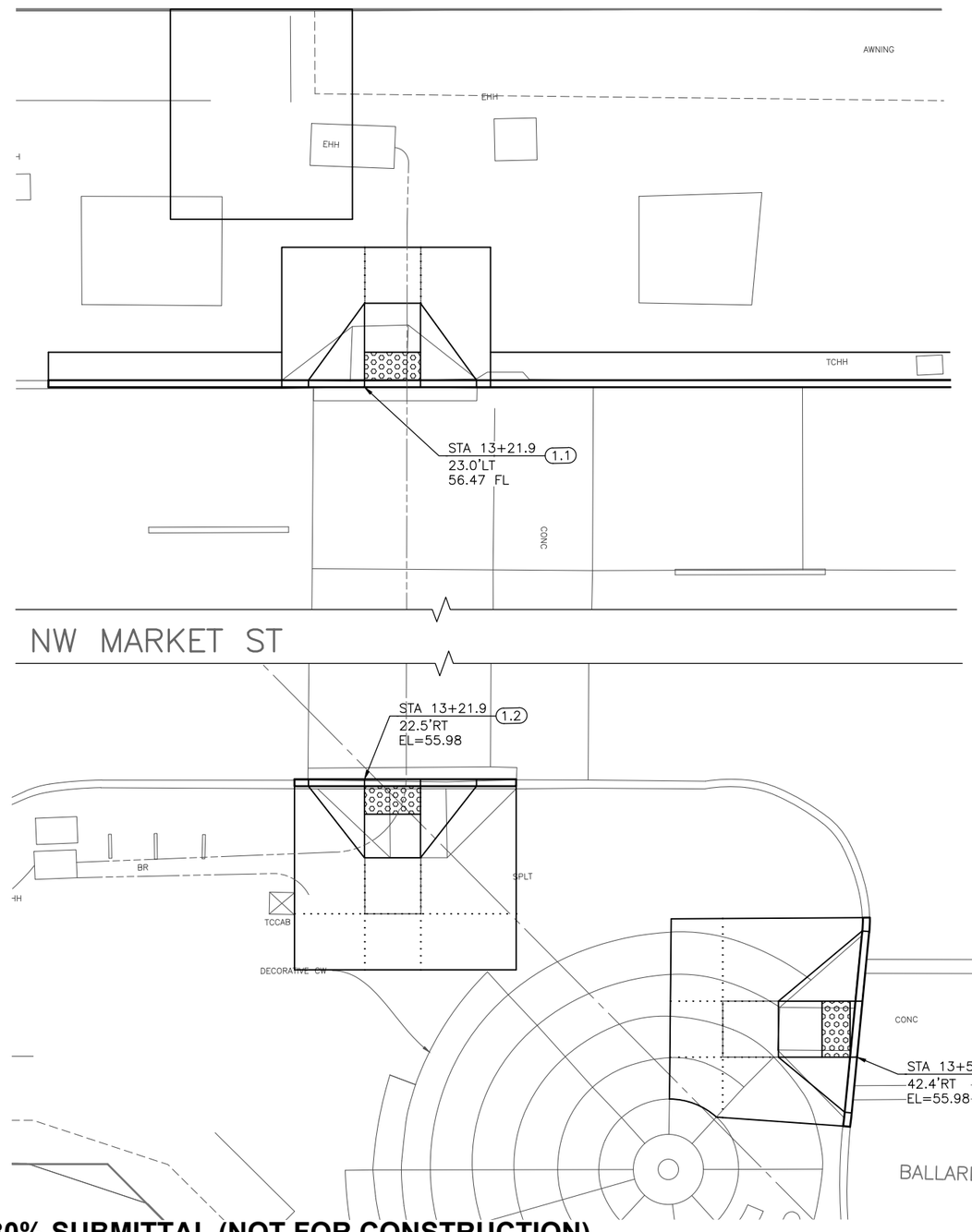

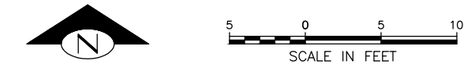

X.X	STD PLAN	MEF CODE
1.1	422A	
1.2	422A	
1.3	422D	
1.4	422D	

MEF CODES

*1. RIGHT-OF-WAY AVAILABILITY
*2. ROADWAY STRUCTURE CONSTRAINT: WALL, AREAWAY, OR BRIDGE
*3. ADJACENT DEVELOPED FACILITY
*4. DRAINAGE
*5. HISTORIC FEATURE
*6. EX ROAD/SIDEWALK SLOPES
*7. EX UTILITY OR UTILITY STRUCTURE
*8. (OTHER) DESCRIBE, ADD ANNOTATION

RAMP NOTES

1. ALL UPPER LANDINGS ARE 4'X4' AND </= 2% IN ANY DIRECTION AND MATCH EXISTING GRADE UNLESS OTHERWISE NOTED.
2. ALL WINGS ARE 10:1 SLOPE OR LESS UNLESS OTHERWISE NOTED.
3. ALL RAMP SLOPES ARE </= 8.3% AND </= 15' LONG UNLESS OTHERWISE NOTED.

LEGEND

..... GRADE BREAK

30% SUBMITTAL (NOT FOR CONSTRUCTION)

CURB RAMP PLAN

VAULT	SERIAL NO.	DATE	MARK	NATURE REVISIONS	MADE	CHK'D	REV'D

CM DESIGN GROUP
1318 East Pike St
Seattle, WA 98122
206-659-0612

APPROVED FOR ADVERTISING
LIZ ALZEER
DEPARTMENT OF FINANCE & ADMINISTRATIVE SERVICES
SEATTLE, WASHINGTON . . . . . 20 . . .

BY: . . . . . .
CITY PURCHASING & CONTRACTING SERVICES DIRECTOR

INITIALS AND DATE	
DESIGNED	SND 5/19
CHECKED	CEM 5/19
DRAWN	JTE 5/19
CHECKED	CEM 5/19

INITIALS AND DATE	
REVIEWED:	
DES.	CONST.
SDOT	PROJ. MGR.
RECEIVED	
REVISED AS BUILT	

ALL WORK SHALL BE DONE IN ACCORDANCE WITH THE CITY OF SEATTLE STANDARD PLANS AND SPECIFICATIONS AND OTHER DOCUMENTS CALLED FOR IN SECTION 0-02.3 OF THE PROJECT MANUAL.

CATHERINE LIBLIN
STATE OF WASHINGTON
27900
REGISTERED PROFESSIONAL ENGINEER

Seattle Department of Transportation
ORDINANCE NO. PW NO.
SCALE: 1"=5'

2020 AAC NW MARKET ST

JOB	
PC	TRC0743
CO	TRC0743
VPI #	
CR1	
SHEET 34 OF 49	

Z:\2018 Projects\18011 NW Market ST AAC\Plans\TRC0743_P-RMPS.dwg
May-09-19 11:02am

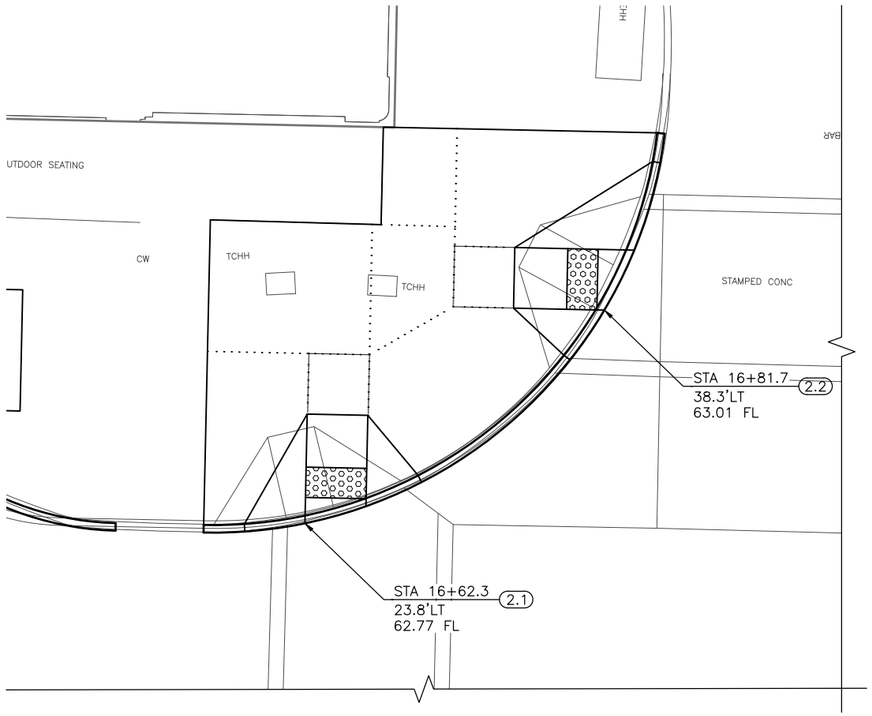

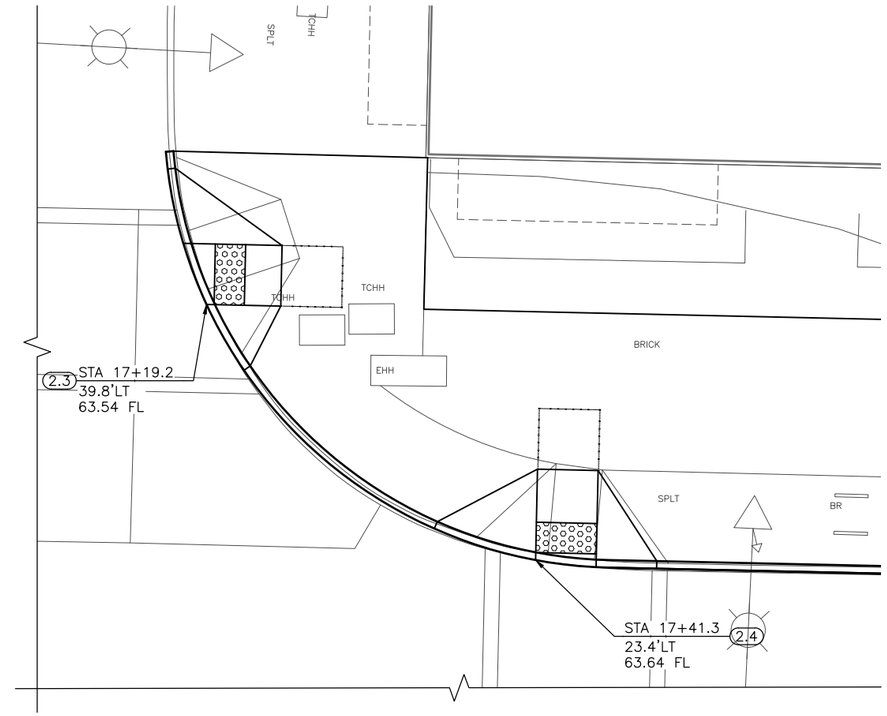

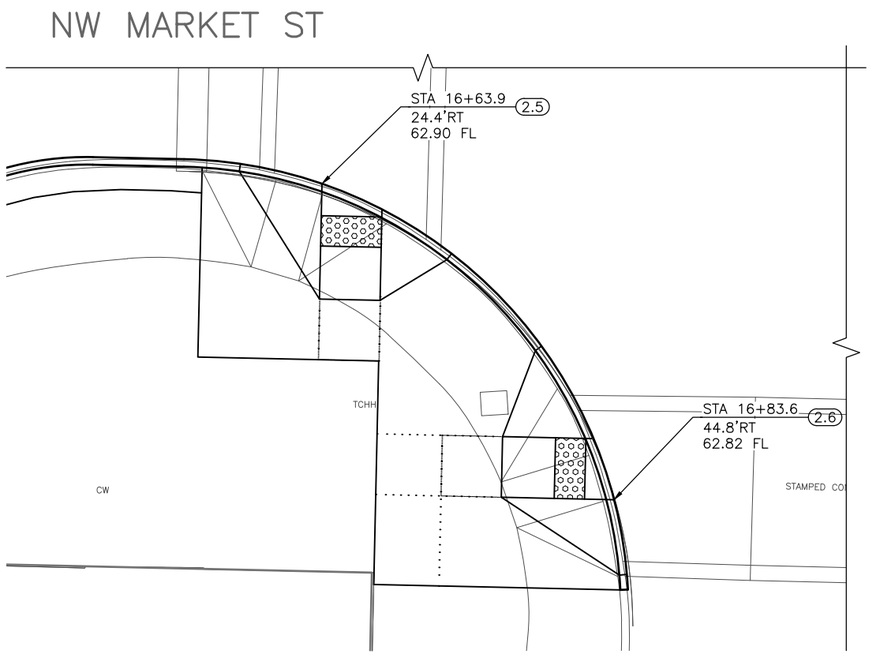

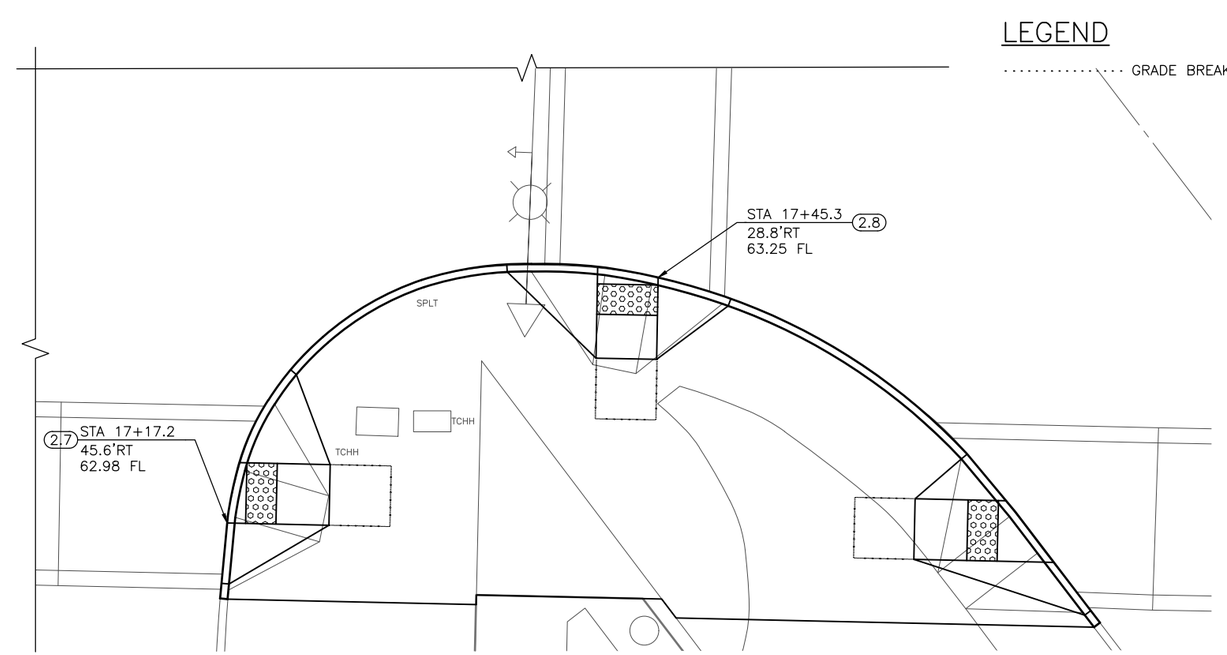

N

5 0 5 10
SCALE IN FEET

(X.X)	STD PLAN	MEF CODE
2.1	422D	
2.2	422D	
2.3	422D	
2.4	422D	
2.5	422D	
2.6	422D	
2.7	422D	
2.8	422D	

MEF CODES

*1. RIGHT-OF-WAY AVAILABILITY
*2. ROADWAY STRUCTURE CONSTRAINT: WALL, AREAWAY, OR BRIDGE
*3. ADJACENT DEVELOPED FACILITY
*4. DRAINAGE
*5. HISTORIC FEATURE
*6. EX ROAD/SIDEWALK SLOPES
*7. EX UTILITY OR UTILITY STRUCTURE
*8. (OTHER) DESCRIBE, ADD ANNOTATION

RAMP NOTES

1. ALL UPPER LANDINGS ARE 4'X4' AND <= 2% IN ANY DIRECTION AND MATCH EXISTING GRADE UNLESS OTHERWISE NOTED.
2. ALL WINGS ARE 10:1 SLOPE OR LESS UNLESS OTHERWISE NOTED.
3. ALL RAMP SLOPES ARE <= 8.3% AND <= 15' LONG UNLESS OTHERWISE NOTED.

LEGEND

GRADE BREAK

30% SUBMITTAL (NOT FOR CONSTRUCTION)

CURB RAMP PLAN

VAULT	SERIAL NO.	DATE	MARK	NATURE REVISIONS	MADE	CHK'D	REV'D

CM DESIGN GROUP
1318 East Pike St
Seattle, WA 98122
206-659-0612

APPROVED FOR ADVERTISING
LIZ ALZEER
DEPARTMENT OF FINANCE & ADMINISTRATIVE SERVICES
SEATTLE, WASHINGTON . . . . . 20 . . .
BY: . . . . . .
CITY PURCHASING & CONTRACTING SERVICES DIRECTOR

INITIALS AND DATE		INITIALS AND DATE	
DESIGNED	SND 5/19	REVIEWED:	
CHECKED	CEM 5/19	DES.	CONST.
		SDOT	PROJ. MGR.
DRAWN	SND 5/19	RECEIVED	
CHECKED	CEM 5/19	REVISED AS BUILT	

ALL WORK SHALL BE DONE IN ACCORDANCE WITH THE CITY OF SEATTLE STANDARD PLANS AND SPECIFICATIONS AND OTHER DOCUMENTS CALLED FOR IN SECTION 0-02.3 OF THE PROJECT MANUAL.

CATHERINE ALKIRE STATE OF WASHINGTON 27900 REGISTERED PROFESSIONAL ENGINEER

Seattle Department of Transportation
ORDINANCE NO. PW NO.
SCALE: 1"=5'

2020 AAC NW MARKET ST

JOB PC TRC0743 CO TRC0743
VPI #
CR2
SHEET 35 OF 49

Z:\2018 Projects\18011 NW Market ST AAC\Plans\TRC0743_P-RMPS.dwg
May-09-19 11:02am

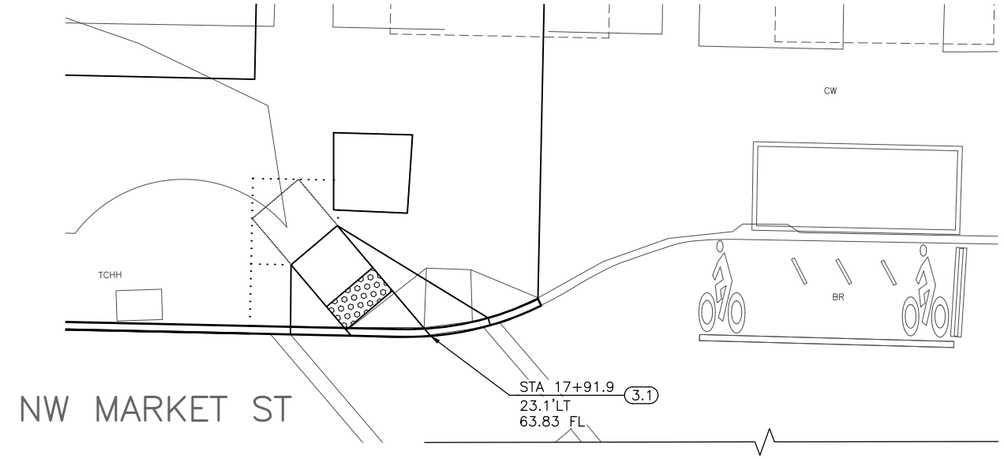

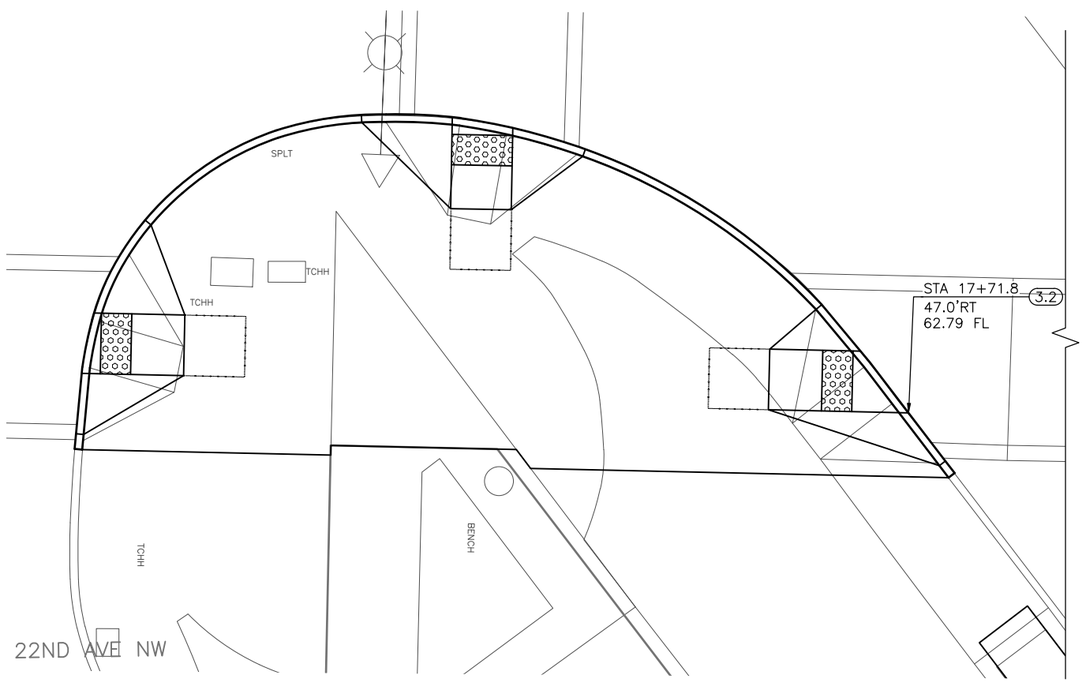

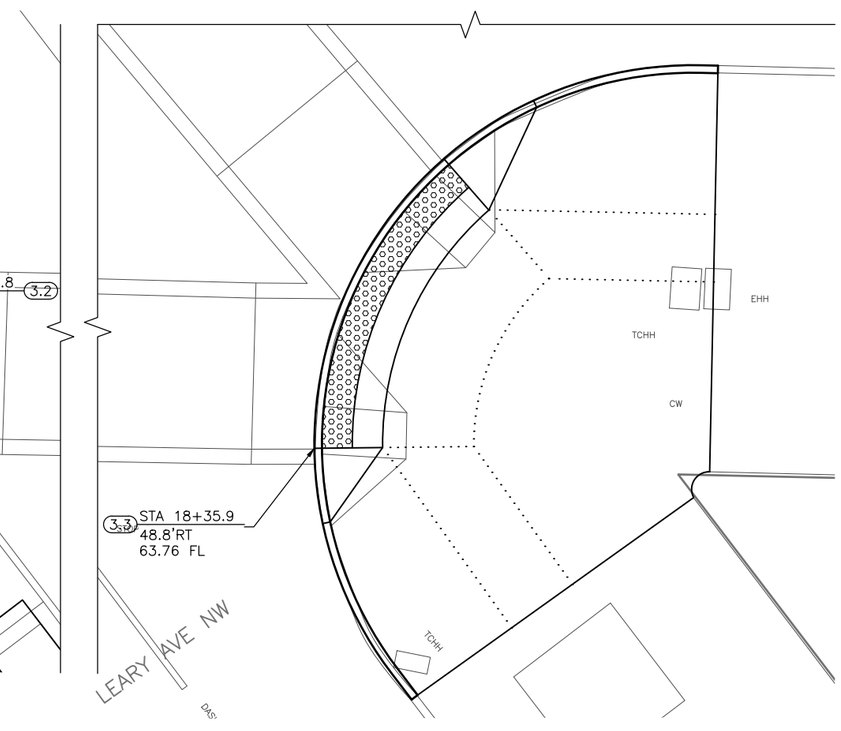

N

5 0 5 10
SCALE IN FEET

X.X	STD PLAN	MEF CODE
3.1	422D	
3.2	422D	
3.3	422I	

MEF CODES

*1. RIGHT-OF-WAY AVAILABILITY
*2. ROADWAY STRUCTURE CONSTRAINT: WALL, AREAWAY, OR BRIDGE
*3. ADJACENT DEVELOPED FACILITY
*4. DRAINAGE
*5. HISTORIC FEATURE
*6. EX ROAD/SIDEWALK SLOPES
*7. EX UTILITY OR UTILITY STRUCTURE
*8. (OTHER) DESCRIBE, ADD ANNOTATION

RAMP NOTES

1. ALL UPPER LANDINGS ARE 4'X4' AND </= 2% IN ANY DIRECTION AND MATCH EXISTING GRADE UNLESS OTHERWISE NOTED.
2. ALL WINGS ARE 10:1 SLOPE OR LESS UNLESS OTHERWISE NOTED.
3. ALL RAMP SLOPES ARE </= 8.3% AND </= 15' LONG UNLESS OTHERWISE NOTED.

LEGEND

..... GRADE BREAK

VAULT SERIAL NO.	DATE	MARK	NATURE REVISIONS	MADE	CHK'D	REV'D

Z:\2018 Projects\18011 NW Market ST AAC\Plans\TRC0743_P-RMPS.dwg
May-09-19 11:02am

30% SUBMITTAL (NOT FOR CONSTRUCTION)

CURB RAMP PLAN

CM DESIGN GROUP
1318 East Pike St
Seattle, WA 98122
206-659-0612

APPROVED FOR ADVERTISING
LIZ ALZEER
DEPARTMENT OF FINANCE & ADMINISTRATIVE SERVICES
SEATTLE, WASHINGTON . . . . . 20 . . .
BY: . . . . . .
CITY PURCHASING & CONTRACTING SERVICES DIRECTOR

INITIALS AND DATE	
DESIGNED SND 5/19	
CHECKED CEM 5/19	
DRAWN SND 5/19	
CHECKED CEM 5/19	

INITIALS AND DATE	
REVIEWED:	
DES.	CONST.
SDOT	PROJ. MGR.
RECEIVED	
REVISED AS BUILT	

ALL WORK SHALL BE DONE IN ACCORDANCE WITH THE CITY OF SEATTLE STANDARD PLANS AND SPECIFICATIONS AND OTHER DOCUMENTS CALLED FOR IN SECTION 0-02.3 OF THE PROJECT MANUAL.

CATHERINE LIGGLIN
STATE OF WASHINGTON
27900
REGISTERED PROFESSIONAL ENGINEER

Seattle Department of Transportation
ORDINANCE NO. PW NO.
SCALE: 1"=5'

2020 AAC NW MARKET ST

JOB PC TRC0743
CO TRC0743
VPI #
CR3
SHEET 36 OF 49

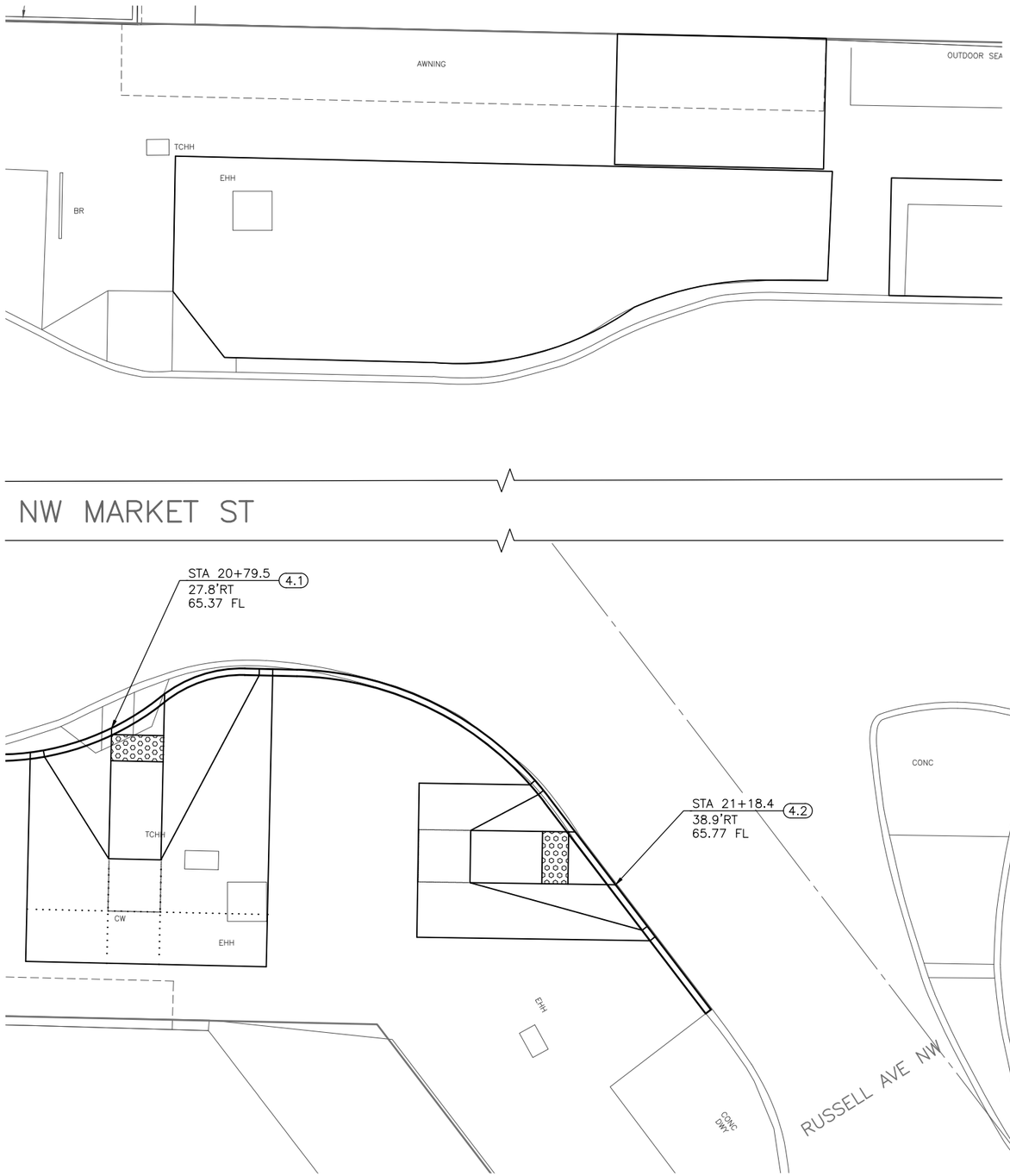

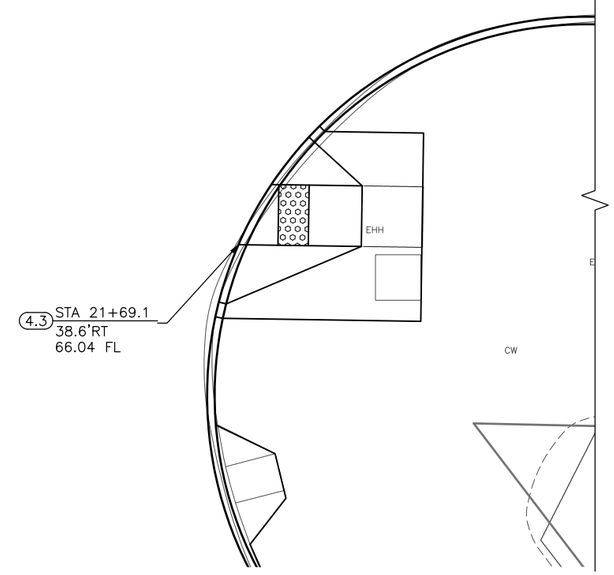

N

5 0 5 10
SCALE IN FEET

X.X	STD PLAN	MEF CODE
4.1	422D	
4.2	422D	
4.3	422D	

MEF CODES

*1. RIGHT-OF-WAY AVAILABILITY
*2. ROADWAY STRUCTURE CONSTRAINT: WALL, AREAWAY, OR BRIDGE
*3. ADJACENT DEVELOPED FACILITY
*4. DRAINAGE
*5. HISTORIC FEATURE
*6. EX ROAD/SIDEWALK SLOPES
*7. EX UTILITY OR UTILITY STRUCTURE
*8. (OTHER) DESCRIBE, ADD ANNOTATION

RAMP NOTES

1. ALL UPPER LANDINGS ARE 4'X4' AND </= 2% IN ANY DIRECTION AND MATCH EXISTING GRADE UNLESS OTHERWISE NOTED.
2. ALL WINGS ARE 10:1 SLOPE OR LESS UNLESS OTHERWISE NOTED.
3. ALL RAMP SLOPES ARE </= 8.3% AND </= 15' LONG UNLESS OTHERWISE NOTED.

LEGEND

..... GRADE BREAK

VAULT SERIAL NO.	DATE	MARK	NATURE REVISIONS	MADE	CHK'D	REV'D

30% SUBMITTAL (NOT FOR CONSTRUCTION)

CURB RAMP PLAN

CM DESIGN GROUP
1318 East Pike St
Seattle, WA 98122
206-659-0612

APPROVED FOR ADVERTISING
LIZ ALZEER
DEPARTMENT OF FINANCE & ADMINISTRATIVE SERVICES
SEATTLE, WASHINGTON . . . . . 20 . . .

BY: . . . . . .
CITY PURCHASING & CONTRACTING SERVICES DIRECTOR

INITIALS AND DATE		INITIALS AND DATE	
DESIGNED	SND 5/19	REVIEWED:	
CHECKED	CEM 5/19	DES.	CONST.
		SDOT	PROJ. MGR.
DRAWN	SND 5/19	RECEIVED	
CHECKED	CEM 5/19	REVISED AS BUILT	

ALL WORK SHALL BE DONE IN ACCORDANCE WITH THE CITY OF SEATTLE STANDARD PLANS AND SPECIFICATIONS AND OTHER DOCUMENTS CALLED FOR IN SECTION 0-02.3 OF THE PROJECT MANUAL.

CATHERINE ALKIRE
STATE OF WASHINGTON
27900
REGISTERED PROFESSIONAL ENGINEER

Seattle Department of Transportation
ORDINANCE NO. PW NO.
SCALE: 1"=5'

2020 AAC NW MARKET ST

JOB PC TRC0743
CO TRC0743
VPI #
CR4
SHEET 37 OF 49

Z:\2018 Projects\18011 NW Market ST AAC\Plans\TRC0743_P-RMPS.dwg
May-09-19 11:03am

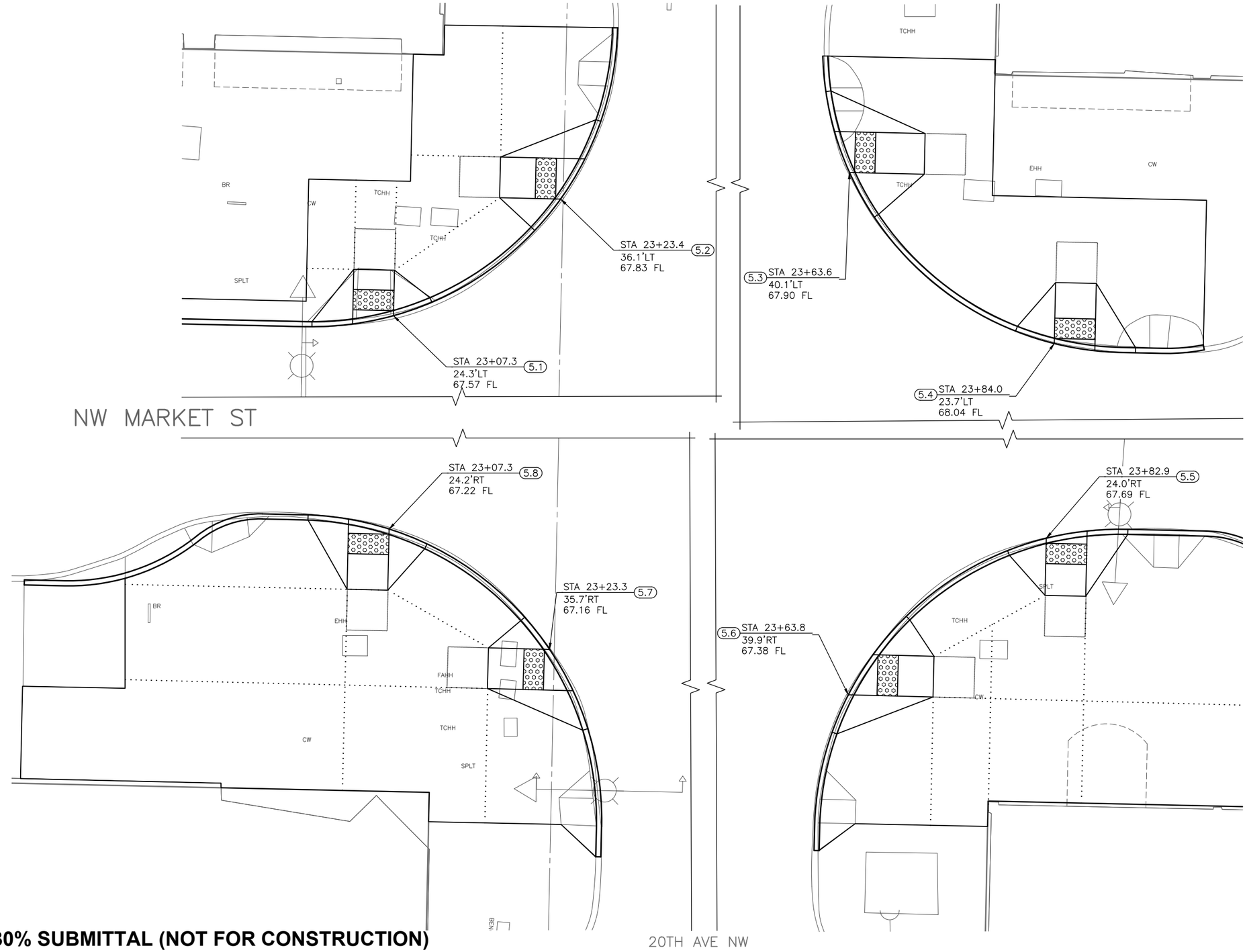

SCALE IN FEET (5 0 5 10)

(X.X)	STD PLAN	MEF CODE
5.1	422D	
5.2	422D	
5.3	422D	
5.4	422D	
5.5	422D	
5.6	422D	
5.7	422D	
5.8	422D	

MEF CODES

*1. RIGHT-OF-WAY AVAILABILITY
*2. ROADWAY STRUCTURE CONSTRAINT: WALL, AREAWAY, OR BRIDGE
*3. ADJACENT DEVELOPED FACILITY
*4. DRAINAGE
*5. HISTORIC FEATURE
*6. EX ROAD/SIDEWALK SLOPES
*7. EX UTILITY OR UTILITY STRUCTURE
*8. (OTHER) DESCRIBE, ADD ANNOTATION

RAMP NOTES

1. ALL UPPER LANDINGS ARE 4'X4' AND <= 2% IN ANY DIRECTION AND MATCH EXISTING GRADE UNLESS OTHERWISE NOTED.
2. ALL WINGS ARE 10:1 SLOPE OR LESS UNLESS OTHERWISE NOTED.
3. ALL RAMP SLOPES ARE <= 8.3% AND <= 15' LONG UNLESS OTHERWISE NOTED.

LEGEND

..... GRADE BREAK

VAULT SERIAL NO.	DATE	MARK	NATURE REVISIONS	MADE	CHK'D	REV'D

30% SUBMITTAL (NOT FOR CONSTRUCTION)

CURB RAMP PLAN

CM DESIGN GROUP
1318 East Pike St
Seattle, WA 98122
206-659-0612

APPROVED FOR ADVERTISING
LIZ ALZEER
DEPARTMENT OF FINANCE & ADMINISTRATIVE SERVICES
SEATTLE, WASHINGTON . . . . . 20 . . .
BY: . . . . . .
CITY PURCHASING & CONTRACTING SERVICES DIRECTOR

INITIALS AND DATE		INITIALS AND DATE	
DESIGNED	SND 5/19	REVIEWED:	
CHECKED	CEM 5/19	DES.	CONST.
		SDOT	PROJ. MGR.
DRAWN	SND 5/19	RECEIVED	
CHECKED	CEM 5/19	REVISED AS BUILT	

ALL WORK SHALL BE DONE IN ACCORDANCE WITH THE CITY OF SEATTLE STANDARD PLANS AND SPECIFICATIONS AND OTHER DOCUMENTS CALLED FOR IN SECTION 0-02.3 OF THE PROJECT MANUAL.

CATHERINE ALKIRE STATE OF WASHINGTON 27900 REGISTERED PROFESSIONAL ENGINEER

Seattle Department of Transportation
ORDINANCE NO. PW NO.
SCALE: 1"=5'

2020 AAC NW MARKET ST

JOB PC TRC0743 CO TRC0743
VPI #
CR5
SHEET 38 OF 49

Z:\2018 Projects\18011 NW Market ST AAC\Plans\TRC0743_P-RMPS.dwg
May-09-19 11:03am

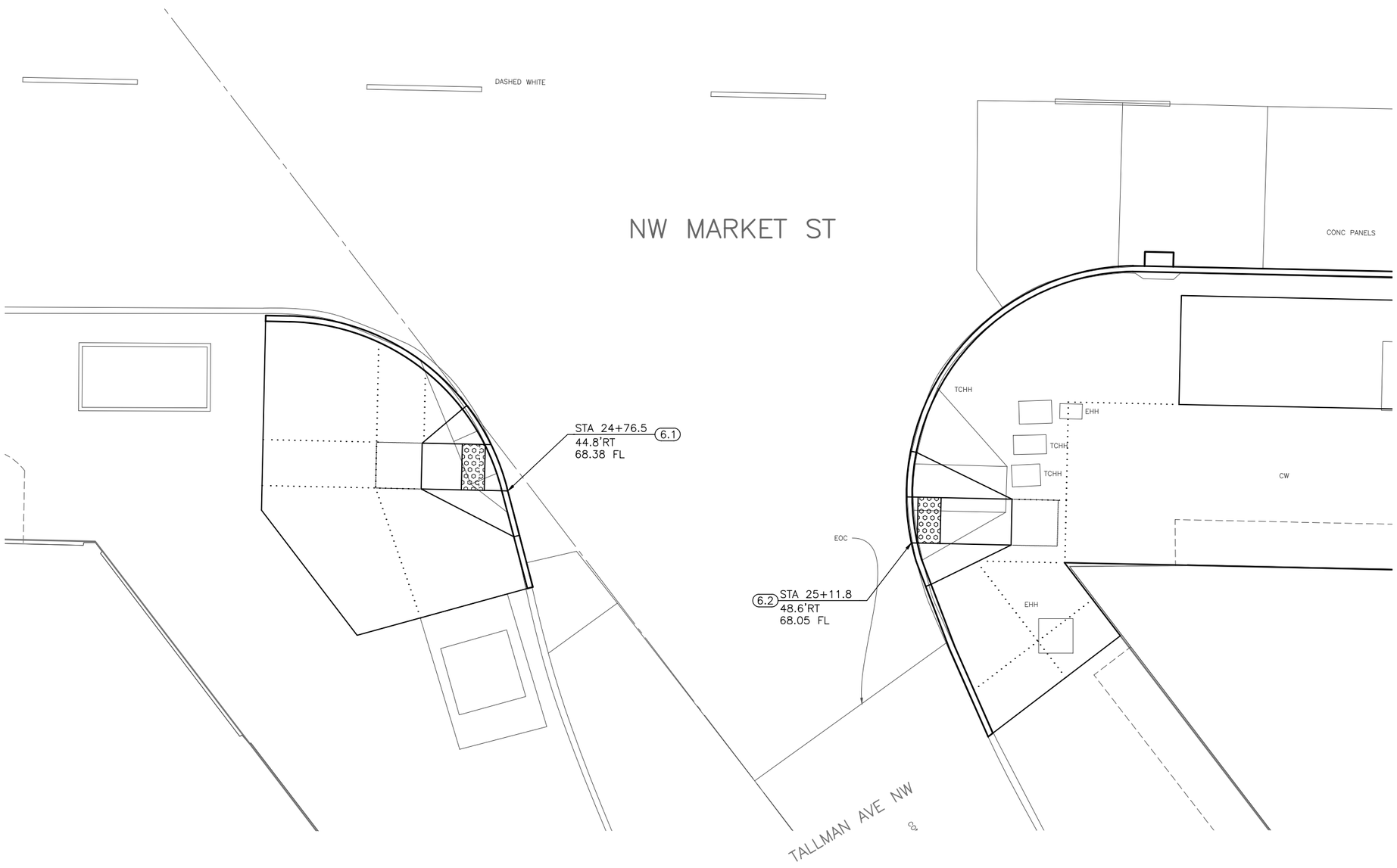

N

5 0 5 10
SCALE IN FEET

X.X	STD PLAN	MEF CODE
6.1	422D	
6.2	422D	

MEF CODES

*1. RIGHT-OF-WAY AVAILABILITY
*2. ROADWAY STRUCTURE CONSTRAINT: WALL, AREAWAY, OR BRIDGE
*3. ADJACENT DEVELOPED FACILITY
*4. DRAINAGE
*5. HISTORIC FEATURE
*6. EX ROAD/SIDEWALK SLOPES
*7. EX UTILITY OR UTILITY STRUCTURE
*8. (OTHER) DESCRIBE, ADD ANNOTATION

RAMP NOTES

1. ALL UPPER LANDINGS ARE 4'X4' AND </= 2% IN ANY DIRECTION AND MATCH EXISTING GRADE UNLESS OTHERWISE NOTED.
2. ALL WINGS ARE 10:1 SLOPE OR LESS UNLESS OTHERWISE NOTED.
3. ALL RAMP SLOPES ARE </= 8.3% AND </= 15' LONG UNLESS OTHERWISE NOTED.

LEGEND

..... GRADE BREAK

VAULT SERIAL NO.	DATE	MARK	NATURE REVISIONS	MADE	CHK'D	REV'D

30% SUBMITTAL (NOT FOR CONSTRUCTION)

CURB RAMP PLAN

CM DESIGN GROUP
1318 East Pike St
Seattle, WA 98122
206-659-0612

APPROVED FOR ADVERTISING
LIZ ALZEER
DEPARTMENT OF FINANCE & ADMINISTRATIVE SERVICES
SEATTLE, WASHINGTON . . . . . 20 . . .

BY: . . . . . .
CITY PURCHASING & CONTRACTING SERVICES DIRECTOR

INITIALS AND DATE		INITIALS AND DATE	
DESIGNED	SND 5/19	REVIEWED:	
CHECKED	CEM 5/19	DES.	CONST.
		SDOT	PROJ. MGR.
DRAWN	SND 5/19	RECEIVED	
CHECKED	CEM 5/19	REVISED AS BUILT	

ALL WORK SHALL BE DONE IN ACCORDANCE WITH THE CITY OF SEATTLE STANDARD PLANS AND SPECIFICATIONS AND OTHER DOCUMENTS CALLED FOR IN SECTION 0-02.3 OF THE PROJECT MANUAL.

CATHERINE ALLEKLIN
STATE OF WASHINGTON
27900
REGISTERED
PROFESSIONAL ENGINEER

Seattle Department of Transportation
ORDINANCE NO. PW NO.
SCALE: 1"=5'

2020 AAC NW MARKET ST

JOB PC TRC0743
CO TRC0743
VPI #
CR6
SHEET 39 OF 49

Z:\2018 Projects\18011 NW Market ST AAC\Plans\TRC0743_P-RMPS.dwg
May-09-19 11:03am

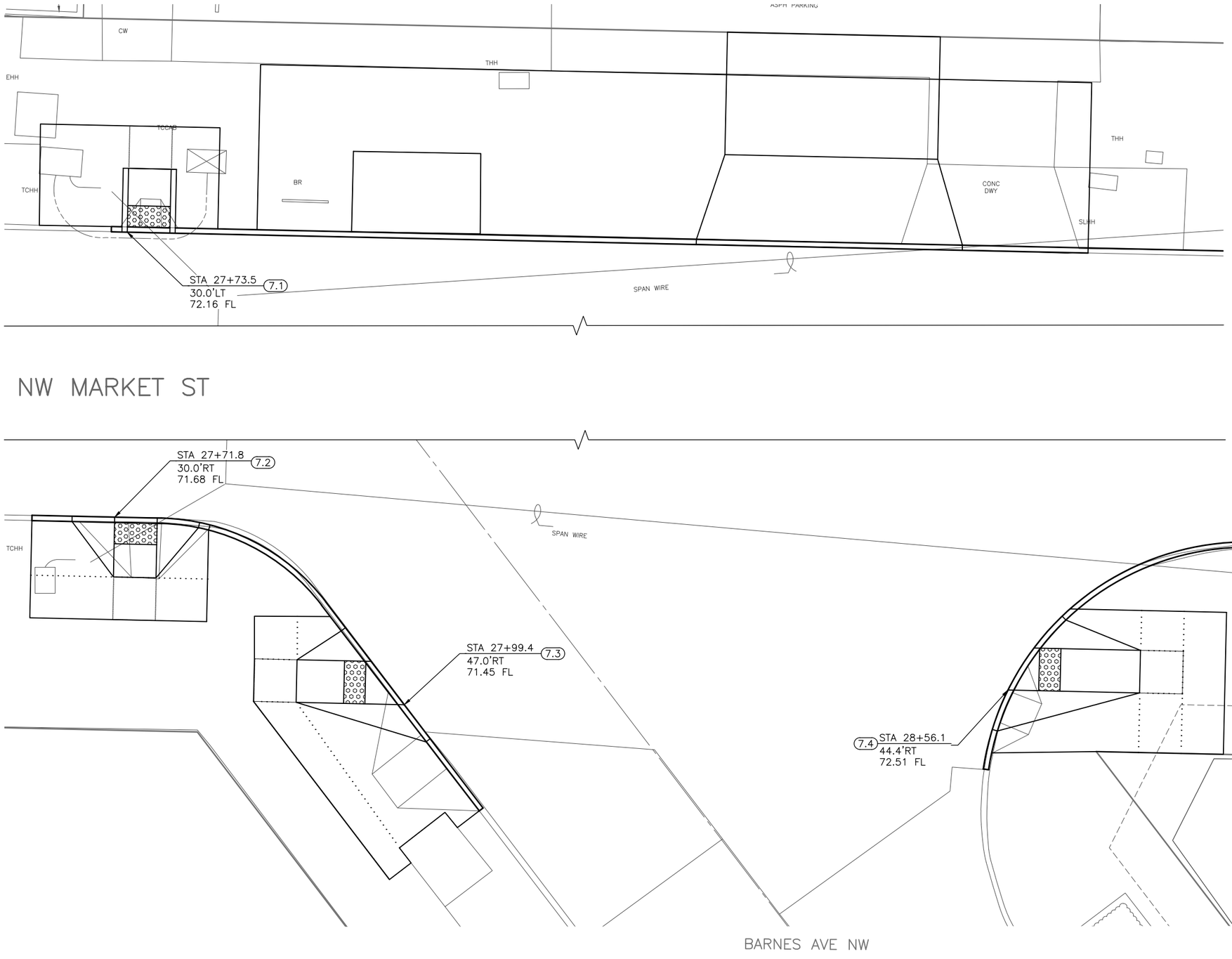

N

5 0 5 10
SCALE IN FEET

X.X	STD PLAN	MEF CODE
7.1	422A	
7.2	422A	
7.3	422D	
7.4	422D	

MEF CODES

*1. RIGHT-OF-WAY AVAILABILITY
*2. ROADWAY STRUCTURE CONSTRAINT: WALL, AREAWAY, OR BRIDGE
*3. ADJACENT DEVELOPED FACILITY
*4. DRAINAGE
*5. HISTORIC FEATURE
*6. EX ROAD/SIDEWALK SLOPES
*7. EX UTILITY OR UTILITY STRUCTURE
*8. (OTHER) DESCRIBE, ADD ANNOTATION

RAMP NOTES

1. ALL UPPER LANDINGS ARE 4'X4' AND </= 2% IN ANY DIRECTION AND MATCH EXISTING GRADE UNLESS OTHERWISE NOTED.
2. ALL WINGS ARE 10:1 SLOPE OR LESS UNLESS OTHERWISE NOTED.
3. ALL RAMP SLOPES ARE </= 8.3% AND </= 15' LONG UNLESS OTHERWISE NOTED.

LEGEND

..... GRADE BREAK

VAULT SERIAL NO.	DATE	MARK	NATURE REVISIONS	MADE	CHK'D	REV'D

30% SUBMITTAL (NOT FOR CONSTRUCTION)

CURB RAMP PLAN

CM DESIGN GROUP
1318 East Pike St
Seattle, WA 98122
206-659-0612

APPROVED FOR ADVERTISING
LIZ ALZEER
DEPARTMENT OF FINANCE & ADMINISTRATIVE SERVICES
SEATTLE, WASHINGTON . . . . . 20 . . .
BY: . . . . . .
CITY PURCHASING & CONTRACTING SERVICES DIRECTOR

INITIALS AND DATE		INITIALS AND DATE	
DESIGNED	SND 5/19	REVIEWED:	
CHECKED	CEM 5/19	DES.	CONST.
		SDOT	PROJ. MGR.
DRAWN	SND 5/19	RECEIVED	
CHECKED	CEM 5/19	REVISED AS BUILT	

ALL WORK SHALL BE DONE IN ACCORDANCE WITH THE CITY OF SEATTLE STANDARD PLANS AND SPECIFICATIONS AND OTHER DOCUMENTS CALLED FOR IN SECTION 0-02.3 OF THE PROJECT MANUAL.

CATHERINE MERKLAY
STATE OF WASHINGTON
27900
REGISTERED PROFESSIONAL ENGINEER

Seattle Department of Transportation
ORDINANCE NO. PW NO.
SCALE: 1"=5'

2020 AAC NW MARKET ST

JOB PC TRC0743
CO TRC0743
VPI #
CR7
SHEET 40 OF 49

Z:\2018 Projects\18011 NW Market ST AAC\Plans\TRC0743_P-RMPS.dwg
May-09-19 11:03am

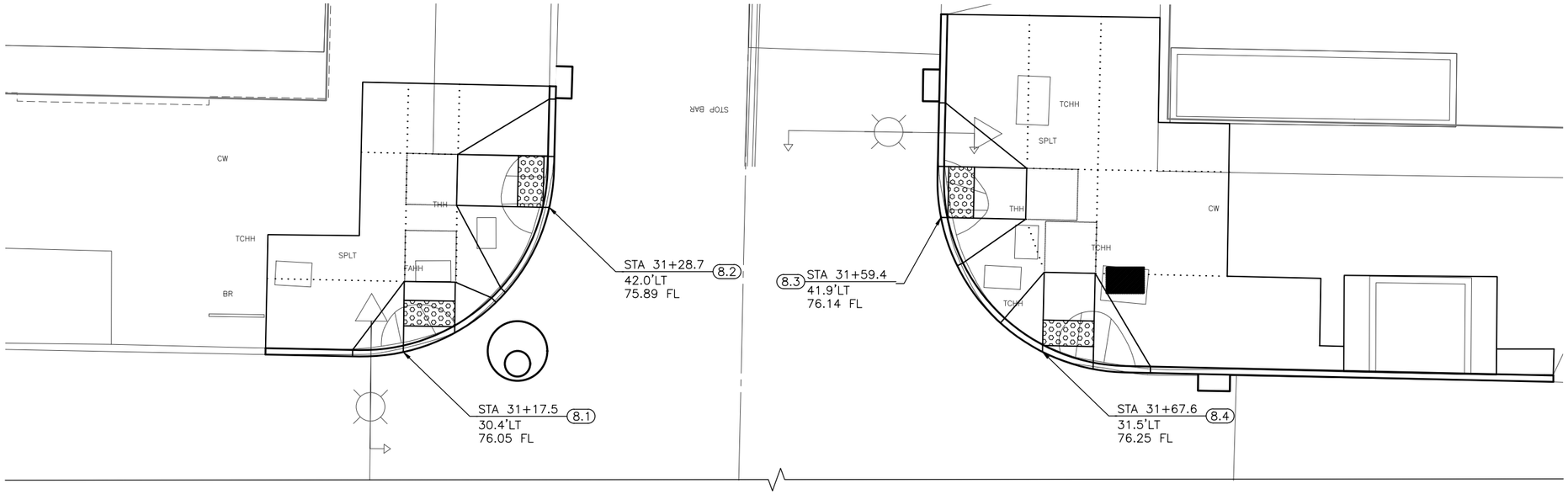

NW MARKET ST

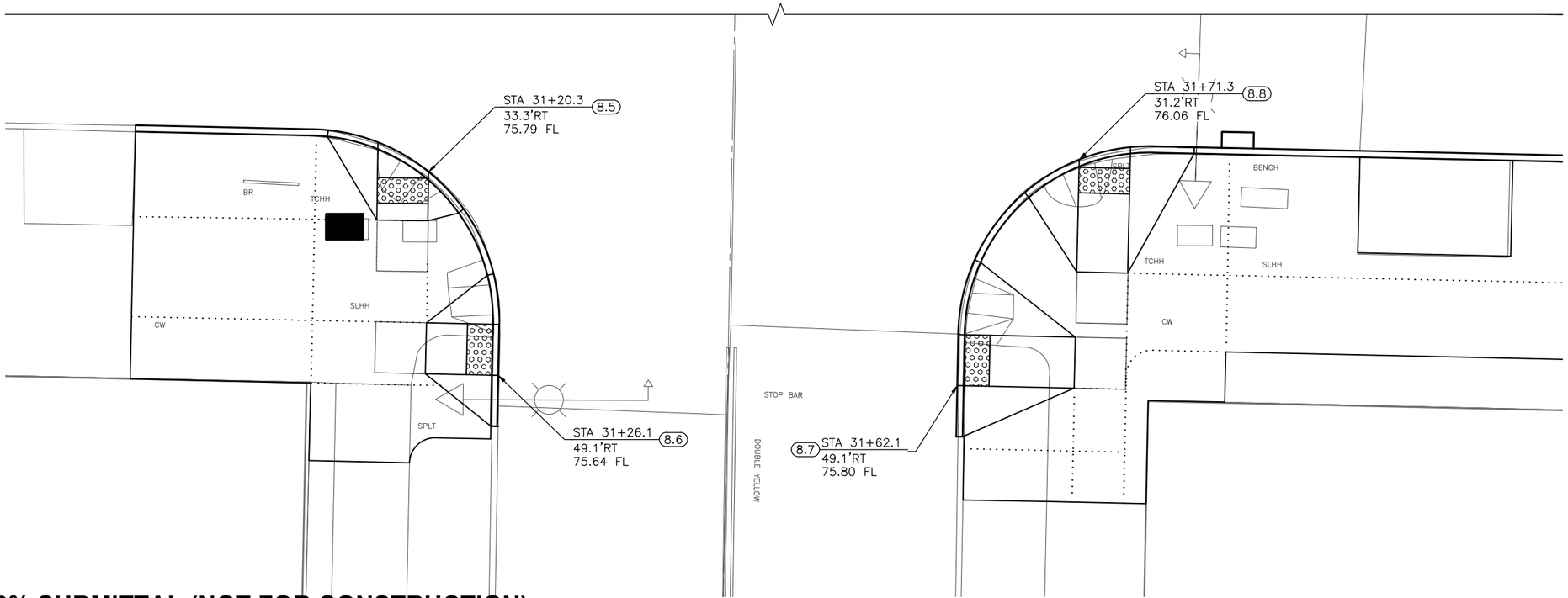

17TH AVE NW

N

5 0 5 10
SCALE IN FEET

(X.X)	STD PLAN	MEF CODE
8.1	422D	
8.2	422D	
8.3	422D	
8.4	422D	
8.5	422D	
8.6	422A	
8.7	422A	
8.8	422D	

MEF CODES

*1. RIGHT-OF-WAY AVAILABILITY
*2. ROADWAY STRUCTURE CONSTRAINT: WALL, AREAWAY, OR BRIDGE
*3. ADJACENT DEVELOPED FACILITY
*4. DRAINAGE
*5. HISTORIC FEATURE
*6. EX ROAD/SIDEWALK SLOPES
*7. EX UTILITY OR UTILITY STRUCTURE
*8. (OTHER) DESCRIBE, ADD ANNOTATION

RAMP NOTES

1. ALL UPPER LANDINGS ARE 4'X4' AND </= 2% IN ANY DIRECTION AND MATCH EXISTING GRADE UNLESS OTHERWISE NOTED.
2. ALL WINGS ARE 10:1 SLOPE OR LESS UNLESS OTHERWISE NOTED.
3. ALL RAMP SLOPES ARE </= 8.3% AND </= 15' LONG UNLESS OTHERWISE NOTED.

LEGEND

..... GRADE BREAK

VAULT	SERIAL NO.	DATE	MARK	NATURE REVISIONS	MADE	CHK'D	REV'D

30% SUBMITTAL (NOT FOR CONSTRUCTION)

CURB RAMP PLAN

CM DESIGN GROUP
1318 East Pike St
Seattle, WA 98122
206-659-0612

APPROVED FOR ADVERTISING
LIZ ALZEER
DEPARTMENT OF FINANCE & ADMINISTRATIVE SERVICES
SEATTLE, WASHINGTON . . . . . 20 . . .
BY: . . . . . .
CITY PURCHASING & CONTRACTING SERVICES DIRECTOR

INITIALS AND DATE		INITIALS AND DATE	
DESIGNED	SND 5/19	REVIEWED:	
CHECKED	CEM 5/19	DES.	CONST.
		SDOT	PROJ. MGR.
DRAWN	SND 5/19	RECEIVED	
CHECKED	CEM 5/19	REVISED AS BUILT	

ALL WORK SHALL BE DONE IN ACCORDANCE WITH THE CITY OF SEATTLE STANDARD PLANS AND SPECIFICATIONS AND OTHER DOCUMENTS CALLED FOR IN SECTION 0-02.3 OF THE PROJECT MANUAL.

CATHERINE MERKLIN
STATE OF WASHINGTON
27900
REGISTERED PROFESSIONAL ENGINEER

Seattle Department of Transportation
ORDINANCE NO. PW NO.
SCALE: 1"=5'

2020 AAC NW MARKET ST

JOB PC TRC0743
CO TRC0743
VPI #
CR8
SHEET 41 OF 49

Z:\2018 Projects\18011 NW Market ST AAC\Plans\TRC0743_P-RMPS.dwg
May-09-19 11:03am

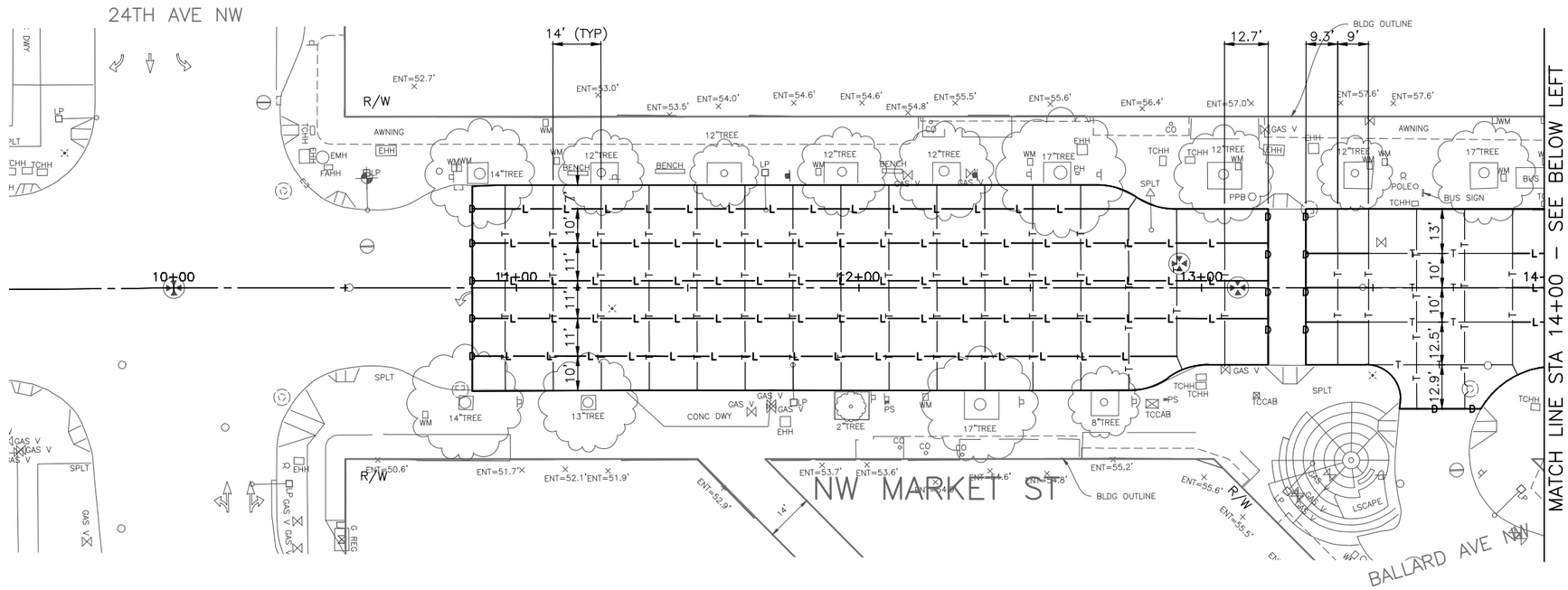

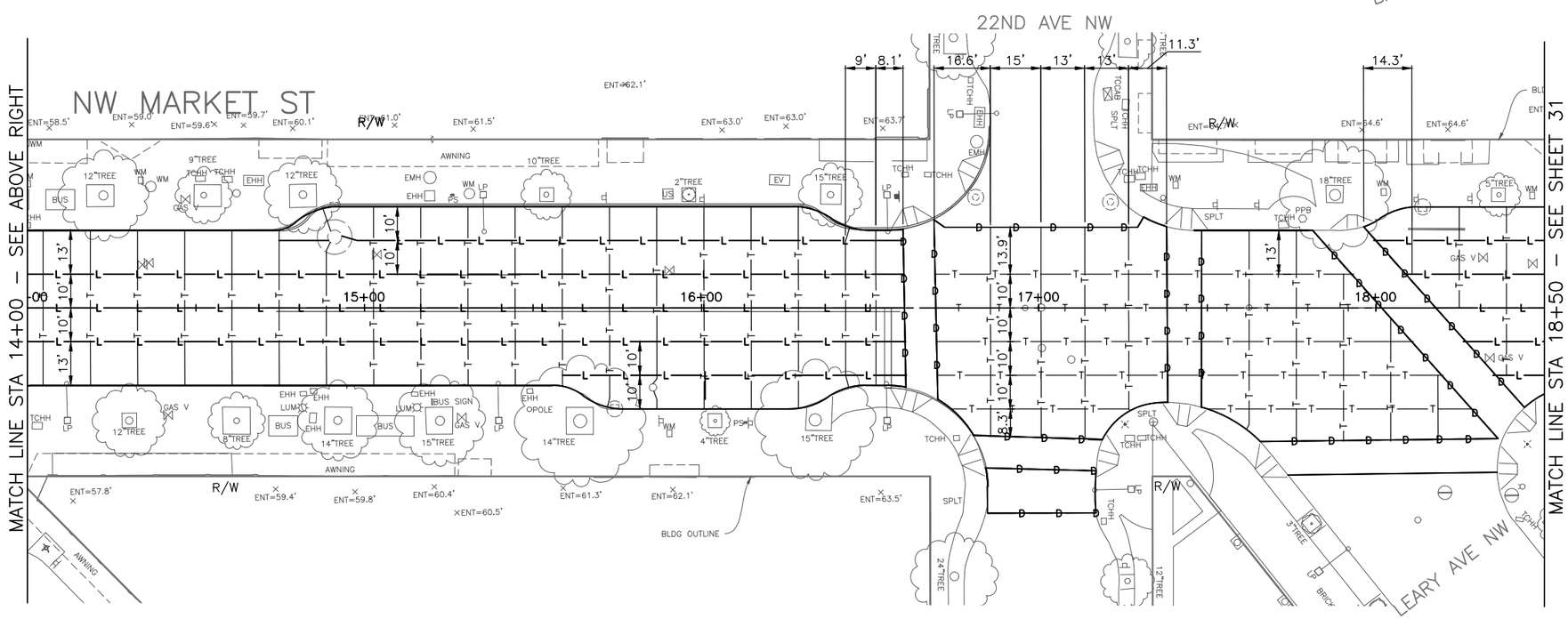

N

SCALE IN FEET

20 10 0 20 40

LEGEND

—T——T— TRANSVERSE JOINT WITH DOWELS PER COS STD PLAN 405C

—L——L— LONGNITUDINAL JOINT WITH TIE BARS PER COS STD. PLAN 405C

30% SUBMITTAL (NOT FOR CONSTRUCTION)

JOINT LAYOUT PLAN

VAULT SERIAL NO.	DATE	MARK	NATURE REVISIONS	MADE	CHK'D	REV'D

Z:\2018 Projects\18011 NW Market ST AAC\Plans\TRC0743_P-JOINTS.dwg
May-09-19 1:02pm

CM DESIGN GROUP
1318 East Pike St
Seattle, WA 98122
206-659-0612

APPROVED FOR ADVERTISING
LIZ ALZEER
DEPARTMENT OF FINANCE & ADMINISTRATIVE SERVICES
SEATTLE, WASHINGTON . . . . . 20 . . .

BY: . . . . . .
CITY PURCHASING & CONTRACTING SERVICES DIRECTOR

INITIALS AND DATE	
DESIGNED SND 5/19	
CHECKED CEM 5/19	
DRAWN JTE 5/19	
CHECKED CEM 5/19	

INITIALS AND DATE	
REVIEWED:	
DES.	CONST.
SDOT	PROJ. MGR.
RECEIVED	
REVISED AS BUILT	

ALL WORK SHALL BE DONE IN ACCORDANCE WITH THE CITY OF SEATTLE STANDARD PLANS AND SPECIFICATIONS AND OTHER DOCUMENTS CALLED FOR IN SECTION 0-02.3 OF THE PROJECT MANUAL.

CATHERINE MIRALIN
STATE OF WASHINGTON
27900
REGISTERED PROFESSIONAL ENGINEER

Seattle Department of Transportation
ORDINANCE NO. PW NO.
SCALE: 1"=20'

2020 AAC NW MARKET ST

JOB	
PC	TRC0743
CO	TRC0743
VPI #	
JT1	
SHEET 42 OF 49	

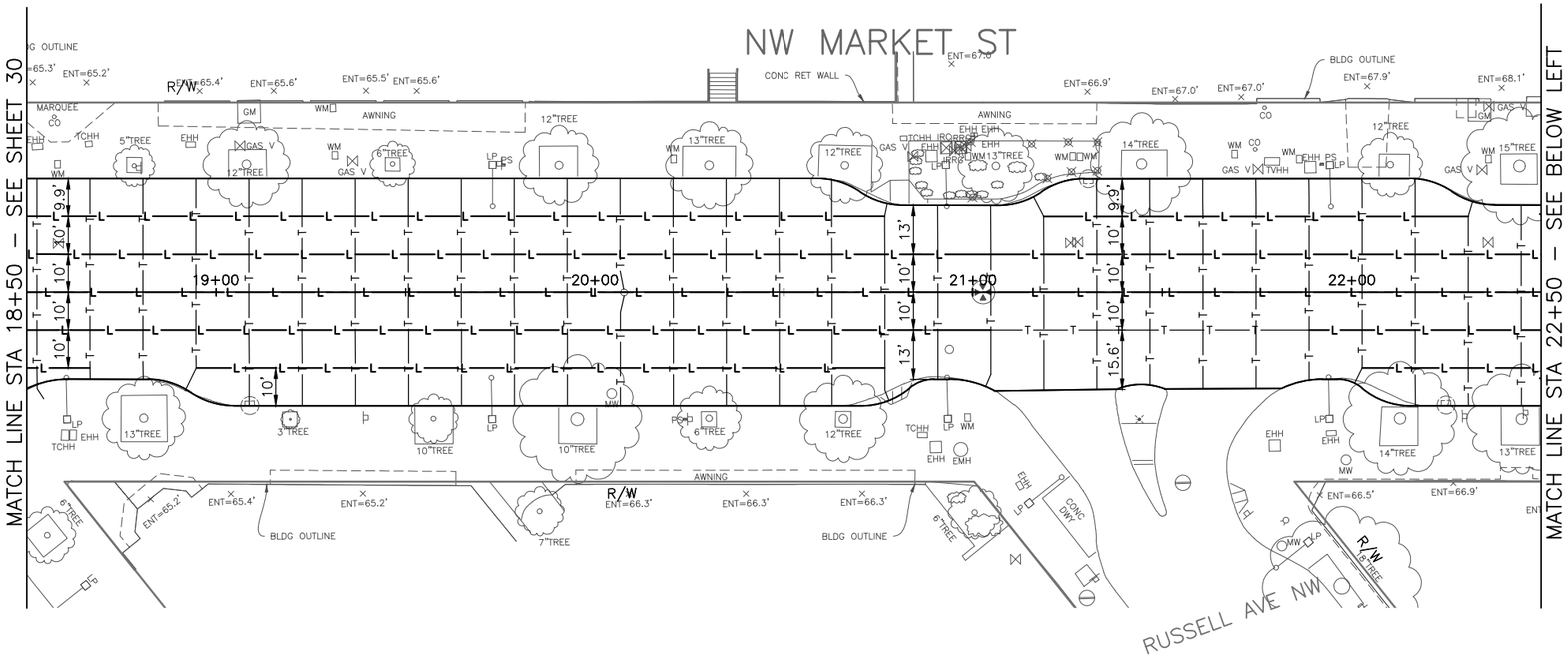

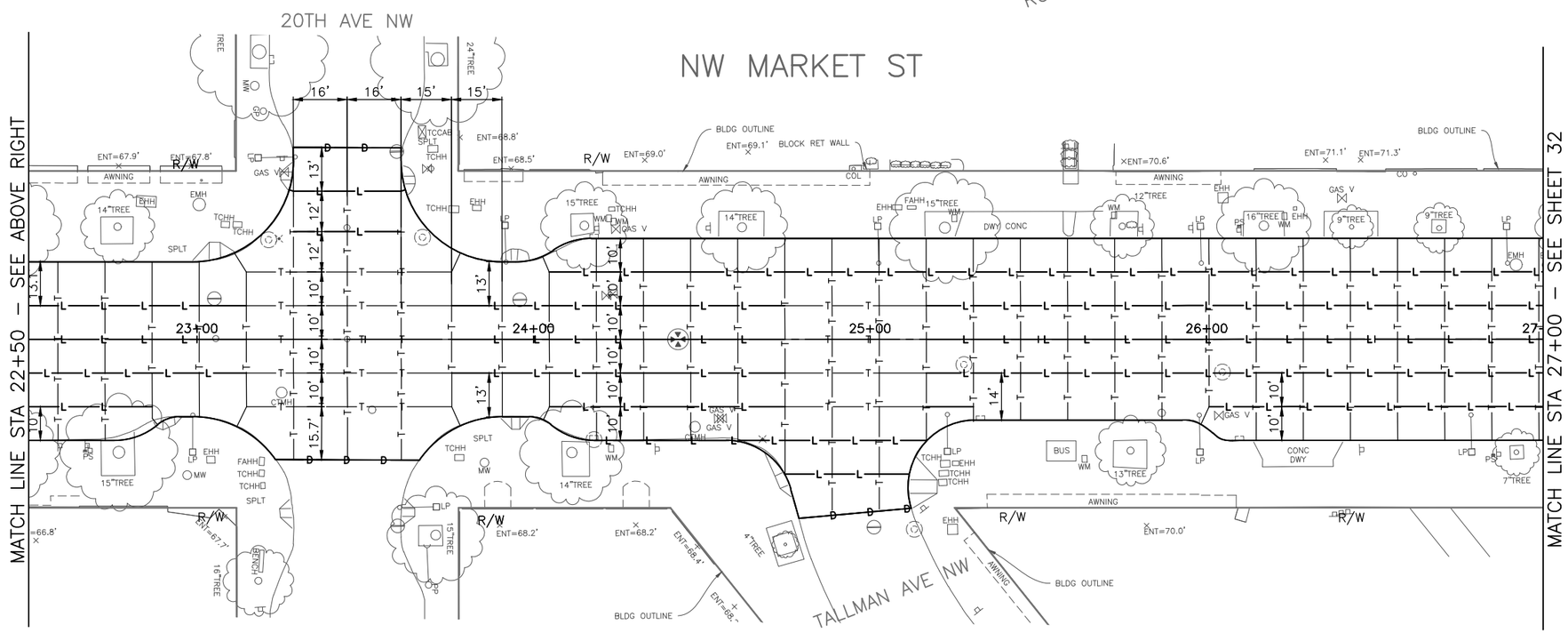

N

SCALE IN FEET 20 10 0 20 40

LEGEND

—T——T— TRANSVERSE JOINT WITH DOWELS PER COS STD PLAN 405C

—L——L— LONGNITUDINAL JOINT WITH TIE BARS PER COS STD. PLAN 405C

VAULT SERIAL NO.	DATE	MARK	NATURE REVISIONS	MADE	CHK'D	REV'D

30% SUBMITTAL (NOT FOR CONSTRUCTION)

JOINT LAYOUT PLAN

CM DESIGN GROUP
1318 East Pike St
Seattle, WA 98122
206-659-0612

APPROVED FOR ADVERTISING
LIZ ALZEER
DEPARTMENT OF FINANCE & ADMINISTRATIVE SERVICES
SEATTLE, WASHINGTON . . . . . 20 . . .

BY: . . . . . .
CITY PURCHASING & CONTRACTING SERVICES DIRECTOR

INITIALS AND DATE	INITIALS AND DATE
DESIGNED SD 5/19	REVIEWED: DES. CONST. SDOT PROJ. MGR.
CHECKED CM 5/19	RECEIVED
DRAWN JTE 5/19	REVISED AS BUILT
CHECKED CM 5/19	

ALL WORK SHALL BE DONE IN ACCORDANCE WITH THE CITY OF SEATTLE STANDARD PLANS AND SPECIFICATIONS AND OTHER DOCUMENTS CALLED FOR IN SECTION 0-02.3 OF THE PROJECT MANUAL.

CATHERINE MERKLAN STATE OF WASHINGTON 27900 REGISTERED PROFESSIONAL ENGINEER

Seattle Department of Transportation

ORDINANCE NO. PW NO.

SCALE: 1"=20'

2020 AAC NW MARKET ST

JOB PC TRC0743 CO TRC0743

VPI #

JT2

SHEET 43 OF 49

Z:\2018 Projects\18011 NW Market ST AAC\Plans\TRC0743_P-JOINTS.dwg
May-09-19 1:02pm

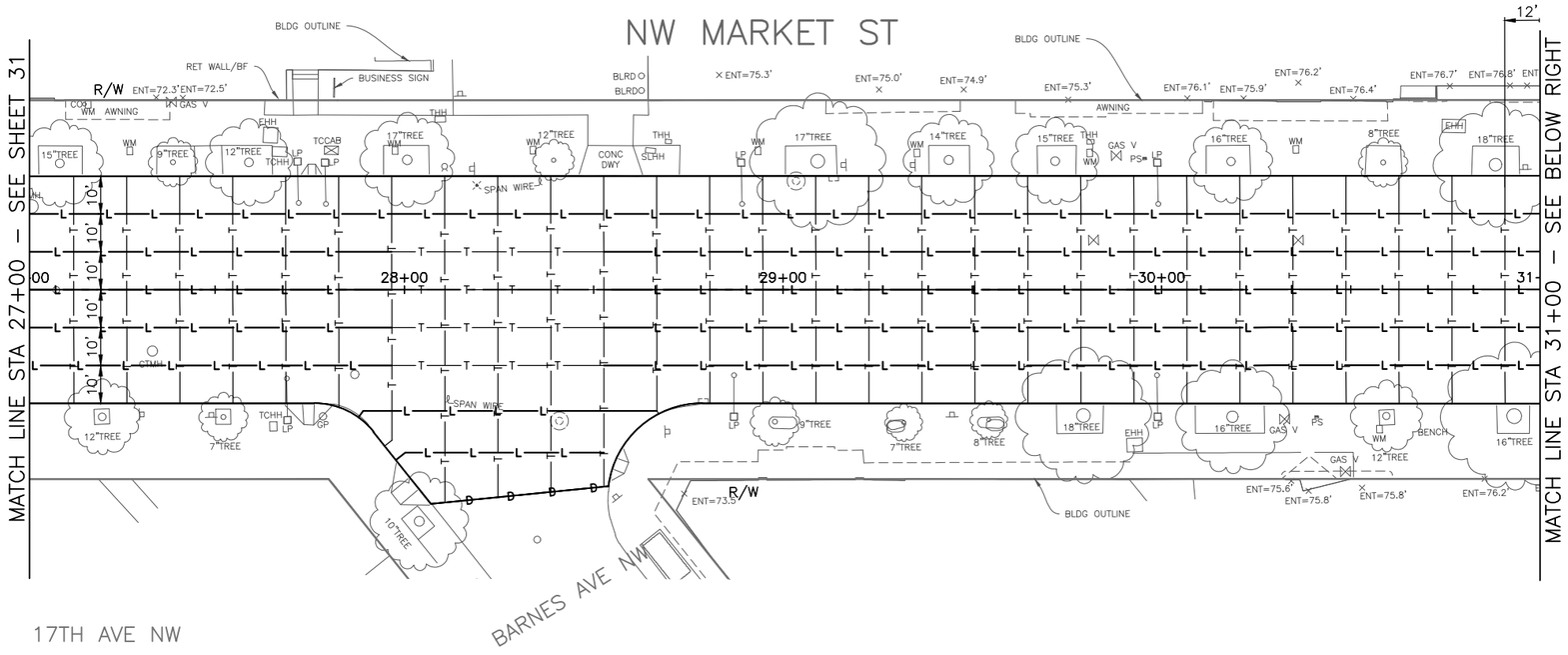

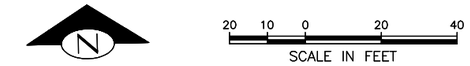

LEGEND

—T——T— TRANSVERSE JOINT WITH DOWELS PER COS STD PLAN 405C

—L——L— LONGNITUDINAL JOINT WITH TIE BARS PER COS STD. PLAN 405C

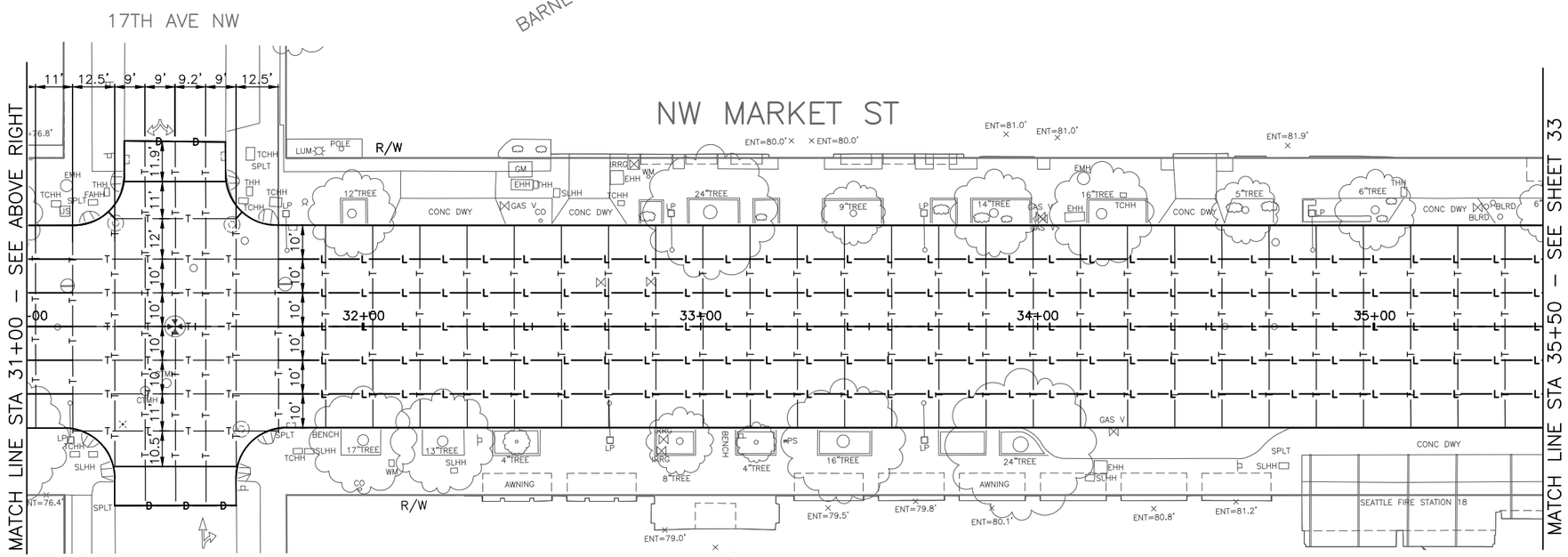

30% SUBMITTAL (NOT FOR CONSTRUCTION)

JOINT LAYOUT PLAN

VAULT SERIAL NO.	DATE	MARK	NATURE REVISIONS	MADE	CHK'D	REV'D

Z:\2018 Projects\18011 NW Market ST AAC\Plans\TRC0743_P-JOINTS.dwg
May-09-19 1:02pm

CM DESIGN GROUP
1318 East Pike St
Seattle, WA 98122
206-659-0612

APPROVED FOR ADVERTISING
LIZ ALZEER
DEPARTMENT OF FINANCE & ADMINISTRATIVE SERVICES
SEATTLE, WASHINGTON . . . . . 20 . . .

BY: . . . . . .
CITY PURCHASING & CONTRACTING SERVICES DIRECTOR

INITIALS AND DATE	INITIALS AND DATE
DESIGNED SND 5/19	REVIEWED: DES. CONST. SDOT PROJ. MGR.
CHECKED CEM 5/19	RECEIVED
DRAWN JTE 5/19	REVISED AS BUILT
CHECKED CEM 5/19	

ALL WORK SHALL BE DONE IN ACCORDANCE WITH THE CITY OF SEATTLE STANDARD PLANS AND SPECIFICATIONS AND OTHER DOCUMENTS CALLED FOR IN SECTION 0-02.3 OF THE PROJECT MANUAL.

CATHERINE MERKLAY STATE OF WASHINGTON 27900 REGISTERED PROFESSIONAL ENGINEER

Seattle Department of Transportation

ORDINANCE NO. PW NO.

SCALE: 1"=20'

2020 AAC NW MARKET ST

JOB	
PC	TRC0743
CO	TRC0743
VPI #	
JT3	
SHEET	44 OF 49

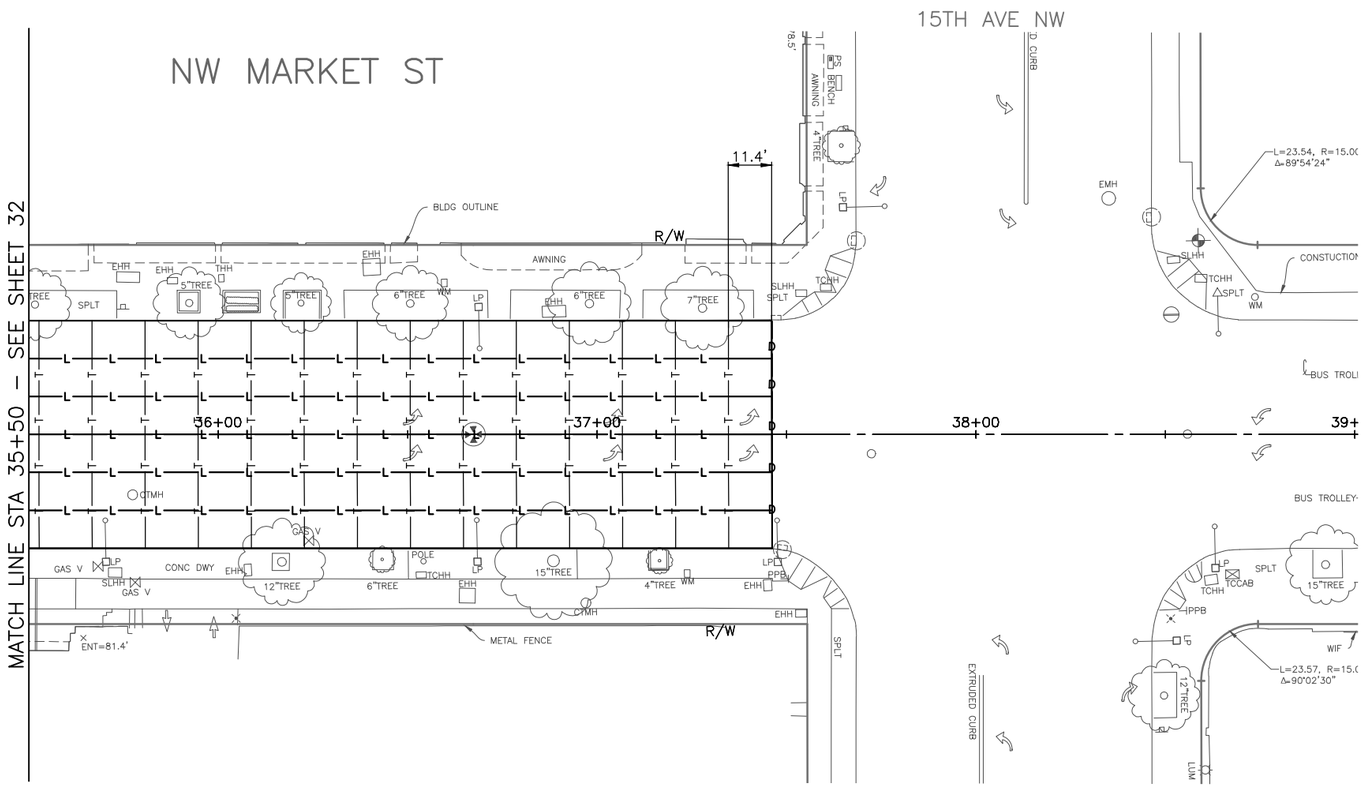

LEGEND

—T——T—— TRANSVERSE JOINT WITH DOWELS PER COS STD PLAN 405C

—L——L—— LONGNITUDINAL JOINT WITH TIE BARS PER COS STD. PLAN 405C

30% SUBMITTAL (NOT FOR CONSTRUCTION)

JOINT LAYOUT PLAN

VAULT	SERIAL NO.	DATE	MARK	NATURE REVISIONS	MADE	CHK'D	REV'D

CM DESIGN GROUP
1318 East Pike St
Seattle, WA 98122
206-659-0612

APPROVED FOR ADVERTISING
LIZ ALZEER
DEPARTMENT OF FINANCE & ADMINISTRATIVE SERVICES
SEATTLE, WASHINGTON . . . . . 20 . . .

BY: . . . . . .
CITY PURCHASING & CONTRACTING SERVICES DIRECTOR

INITIALS AND DATE	INITIALS AND DATE
DESIGNED SND 5/19	REVIEWED:
CHECKED CEM 5/19	DES. CONST.
	SDOT PROJ. MGR.
DRAWN JTE 5/19	RECEIVED
CHECKED CEM 5/19	REVISED AS BUILT

ALL WORK SHALL BE DONE IN ACCORDANCE WITH THE CITY OF SEATTLE STANDARD PLANS AND SPECIFICATIONS AND OTHER DOCUMENTS CALLED FOR IN SECTION 0-02.3 OF THE PROJECT MANUAL.

CATHERINE MIELKIN
STATE OF WASHINGTON
27900
REGISTERED
PROFESSIONAL ENGINEER

Seattle Department of Transportation

ORDINANCE NO. PW NO.

SCALE: 1"=20'

2020 AAC NW MARKET ST

JOB	
PC	TRC0743
CO	TRC0743
VPI #	
JT4	
SHEET 45 OF 49	

Z:\2018 Projects\18011 NW Market ST AAC\Plans\TRC0743_P-JOINTS.dwg
May-09-19 1:02pm

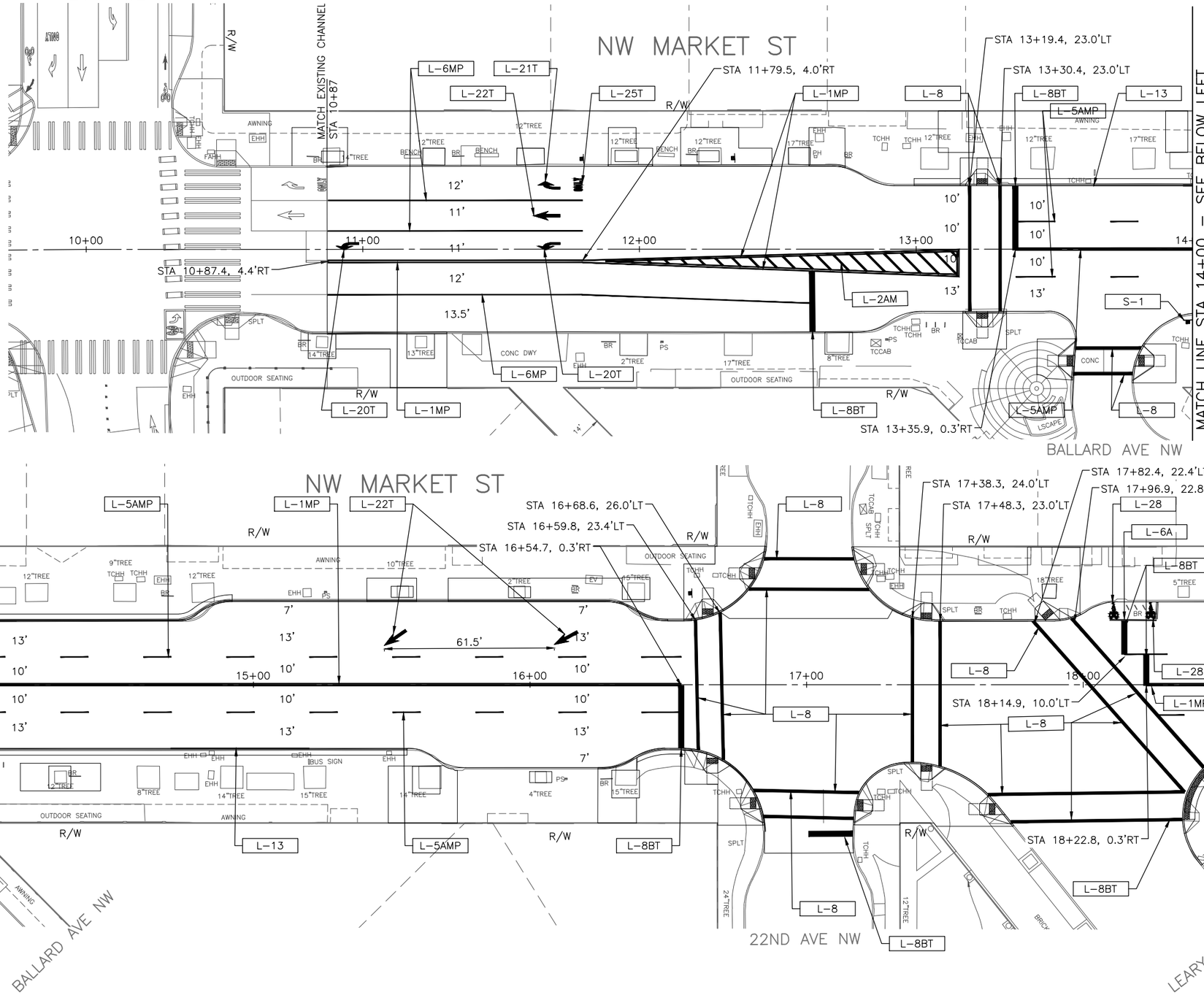

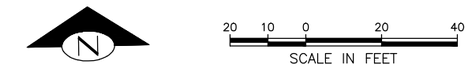

GENERAL NOTES

1. INSTALL TYPE 2A LANE MARKERS IN BETWEEN 4" YELLOW LINES, PER STD 710

CHANNELIZATION NOTES

L–1MP	TWO PARALLEL SOLID 4" YELLOW STRIPES WITH 4" SPACE BETWEEN STRIPES (MMA, PROFILED)
L–2AM	8" SOLID 8 YELLOW STRIPE (MMA)
L–5AMP	DASHED 4" WHITE STRIPE (10' MMA W/ 20' SKIP, PROFILED)
L–5CMP	DASHED 4" WHITE STRIPE (2' MMA W/ 4' SKIP, PROFILED)
L–6MP	SOLID 4" WHITE APPROACH/EDGE LINE (MMA, PROFILED)
L–7MP	SOLID 4" WHITE PARKING LANE LINE (MMA, PROFILED)
L–8	SOLID 12" WHITE TRANSVERSE STYLE CROSSWALK, THERMOPLASTIC, PER STD PLAN 712
L–8T	SOLID 8" WHITE LADDER STYLE CROSSWALK, THERMOPLASTIC, PER STD PLAN 712
L–8BT	SOLID 24" WHITE STOP BAR, THERMOPLASTIC, PER STD PLAN 712
L–13	COMBINATION 6" RED–YELLOW CURB STRIPE BUS ZONE PER STD PLAN 713
L–20T	LEFT TURN ARROW, THERMOPLASTIC, PER STD PLAN 711 AND 720A
L–21T	RIGHT TURN ARROW, THERMOPLASTIC, PER STD PLAN 720A
L–22T	THROUGH ARROW, THERMOPLASTIC, PER STD PLAN 720B
L–25T	ONLY SYMBOL, THERMOPLASTIC, PER STD PLAN 721A
L–28T	BICYCLIST SYMBOL, THERMOPLASTIC, PER STD PLAN 722
L–30T	BUS SYMBOL, THERMOPLASTIC, PER STD PLAN 721
L–	REMOVE
L–	INSTALL

SIGNING NOTES

S–	INSTALL SIGN PER SIGN SCHEDULE
S–	RELOCATE SIGN PER SIGN SCHEDULE
S–	REMOVE SIGN PER SIGN SCHEDULE

30% SUBMITTAL (NOT FOR CONSTRUCTION)

CHANNELIZATION AND SIGNING PLAN

VAULT	SERIAL NO.	DATE	MARK	NATURE REVISIONS	MADE	CHK'D	REV'D

CM DESIGN GROUP
1318 East Pike St
Seattle, WA 98122
206-659-0612

APPROVED FOR ADVERTISING
LIZ ALZEER
DEPARTMENT OF FINANCE & ADMINISTRATIVE SERVICES
SEATTLE, WASHINGTON . . . . . 20 . . .
BY: . . . . . .
CITY PURCHASING & CONTRACTING SERVICES DIRECTOR

INITIALS AND DATE		INITIALS AND DATE	
DESIGNED	SND 5/19	REVIEWED:	
CHECKED	CEM 5/19	DES.	CONST.
		SDOT	PROJ. MGR.
DRAWN	JTE 5/19	RECEIVED	
CHECKED	CEM 5/19	REVISED AS BUILT	

ALL WORK SHALL BE DONE IN ACCORDANCE WITH THE CITY OF SEATTLE STANDARD PLANS AND SPECIFICATIONS AND OTHER DOCUMENTS CALLED FOR IN SECTION 0–02.3 OF THE PROJECT MANUAL.

CATHERINE MERKAN STATE OF WASHINGTON 27900 REGISTERED PROFESSIONAL ENGINEER

Seattle Department of Transportation
ORDINANCE NO. PW NO.
SCALE: 1"=20'

2020 AAC NW MARKET ST

JOB PC TRC0743 CO TRC0743
VPI #
CH1
SHEET 46 OF 49

Z:\2018 Projects\18011 NW Market ST AAC\Plans\TRC0743_P–MRKG.dwg
May–09–19 12:11pm

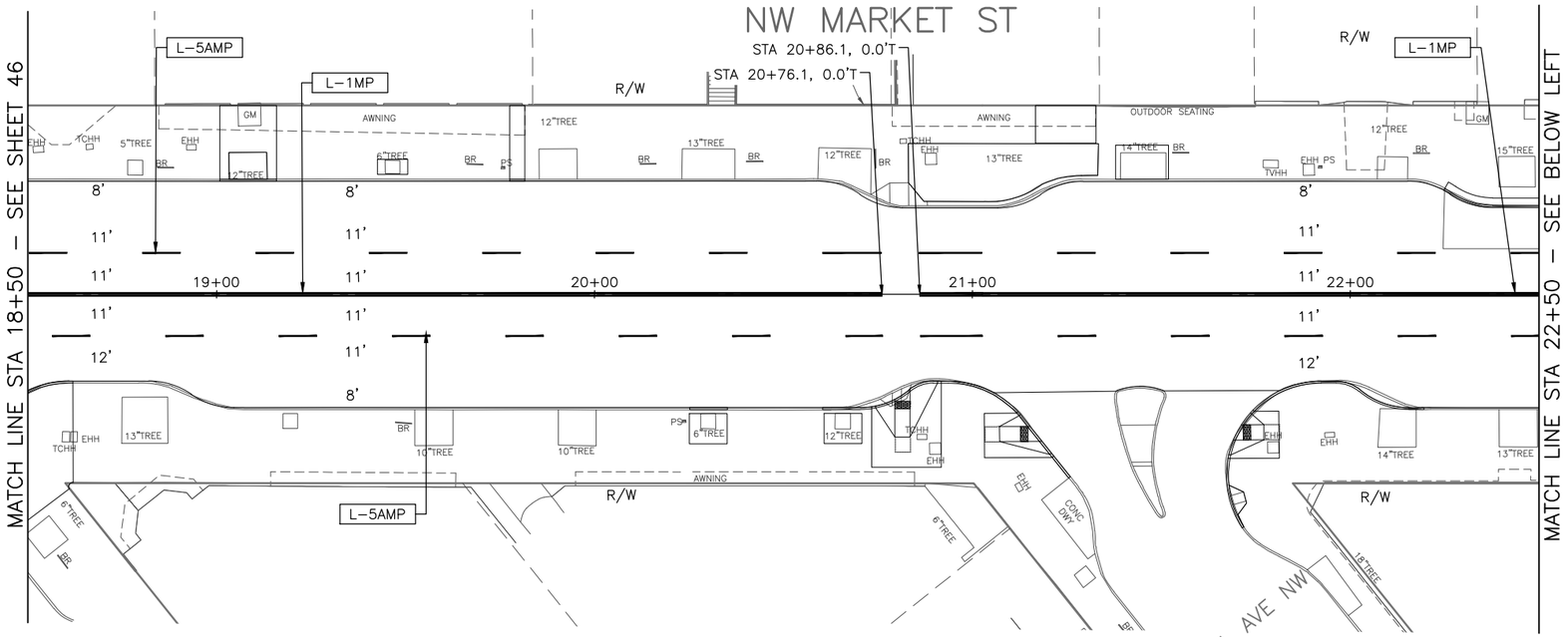

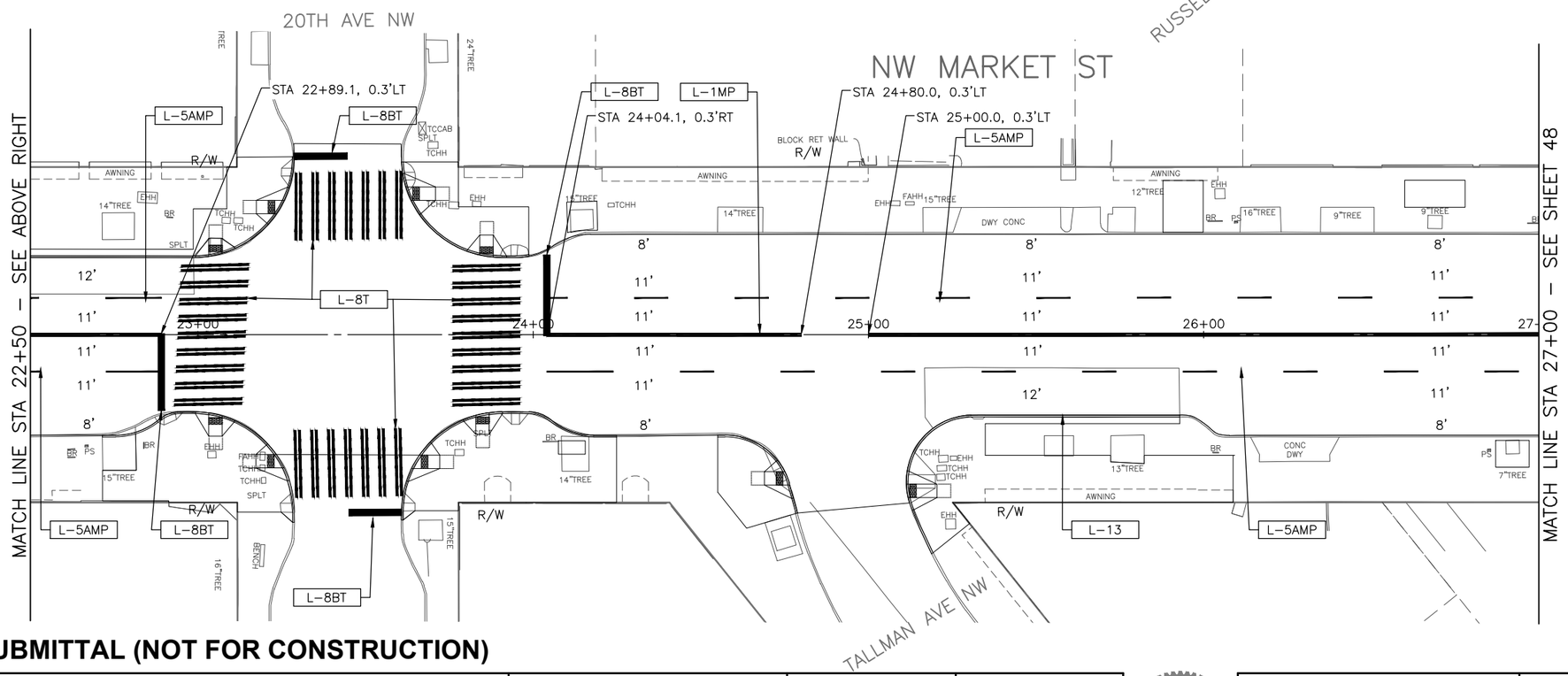

GENERAL NOTES

1. INSTALL TYPE 2A LANE MARKERS IN BETWEEN 4" YELLOW LINES, PER STD 710

CHANNELIZATION NOTES

L-1MP	TWO PARALLEL SOLID 4" YELLOW STRIPES WITH 4" SPACE BETWEEN STRIPES (MMA, PROFILED)
L-2AM	8" SOLID 8 YELLOW STRIPE (MMA)
L-5AMP	DASHED 4" WHITE STRIPE (10' MMA W/ 20' SKIP, PROFILED)
L-5CMP	DASHED 4" WHITE STRIPE (2' MMA W/ 4' SKIP, PROFILED)
L-6MP	SOLID 4" WHITE APPROACH/EDGE LINE (MMA, PROFILED)
L-7MP	SOLID 4" WHITE PARKING LANE LINE (MMA, PROFILED)
L-8	SOLID 12" WHITE TRANSVERSE STYLE CROSSWALK, THERMOPLASTIC, PER STD PLAN 712
L-8T	SOLID 8" WHITE LADDER STYLE CROSSWALK, THERMOPLASTIC, PER STD PLAN 712
L-8BT	SOLID 24" WHITE STOP BAR, THERMOPLASTIC, PER STD PLAN 712
L-13	COMBINATION 6" RED-YELLOW CURB STRIPE BUS ZONE PER STD PLAN 713
L-20T	LEFT TURN ARROW, THERMOPLASTIC, PER STD PLAN 71 AND 720A
L-21T	RIGHT TURN ARROW, THERMOPLASTIC, PER STD PLAN 720A
L-22T	THROUGH ARROW, THERMOPLASTIC, PER STD PLAN 720E
L-25T	ONLY SYMBOL, THERMOPLASTIC, PER STD PLAN 721A
L-28T	BICYCLIST SYMBOL, THERMOPLASTIC, PER STD PLAN 722
L-30T	BUS SYMBOL, THERMOPLASTIC, PER STD PLAN 721
L-	REMOVE
L-	INSTALL

SIGNING NOTES

S-	INSTALL SIGN PER SIGN SCHEDULE
S-	RELOCATE SIGN PER SIGN SCHEDULE
S-	REMOVE SIGN PER SIGN SCHEDULE

30% SUBMITTAL (NOT FOR CONSTRUCTION)

CHANNELIZATION AND SIGNING

CM DESIGN GROUP
1318 East Pike St
Seattle, WA 98122
206-659-0612

APPROVED FOR ADVERTISING
LIZ ALZEER
DEPARTMENT OF FINANCE & ADMINISTRATIVE SERVICES
SEATTLE, WASHINGTON . . . . . 20 . .
BY: . . . . . .
CITY PURCHASING & CONTRACTING SERVICES DIRECTOR

INITIALS AND DATE		INITIALS AND DATE	
DESIGNED	SND 5/19	REVIEWED:	
CHECKED	CEM 5/19	DES.	CONST.
		SDOT	PROJ. MGR.
DRAWN	JTE 5/19	RECEIVED	
CHECKED	CEM 5/19	REVISED AS BUILT	

ALL WORK SHALL BE DONE IN ACCORDANCE WITH THE CITY OF SEATTLE STANDARD PLANS AND SPECIFICATIONS AND OTHER DOCUMENTS CALLED FOR IN SECTION 0-02.3 OF THE PROJECT MANUAL.

CATHERINE MIRELIN STATE OF WASHINGTON 27900 REGISTERED PROFESSIONAL ENGINEER

Seattle Department of Transportation
ORDINANCE NO. PW NO.
SCALE: 1"=20'

2020 AAC NW MARKET ST

JOB PC TRC0743 CO TRC0743
VPI #
CH2
SHEET 47 OF 49

VAULT	SERIAL NO.	DATE	MARK	NATURE REVISIONS	MADE	CHK'D	REV'D

Z:\2018 Projects\18011 NW Market ST AAC\Plans\TRC0743_P-MRKG.dwg
May-09-19 12:11pm

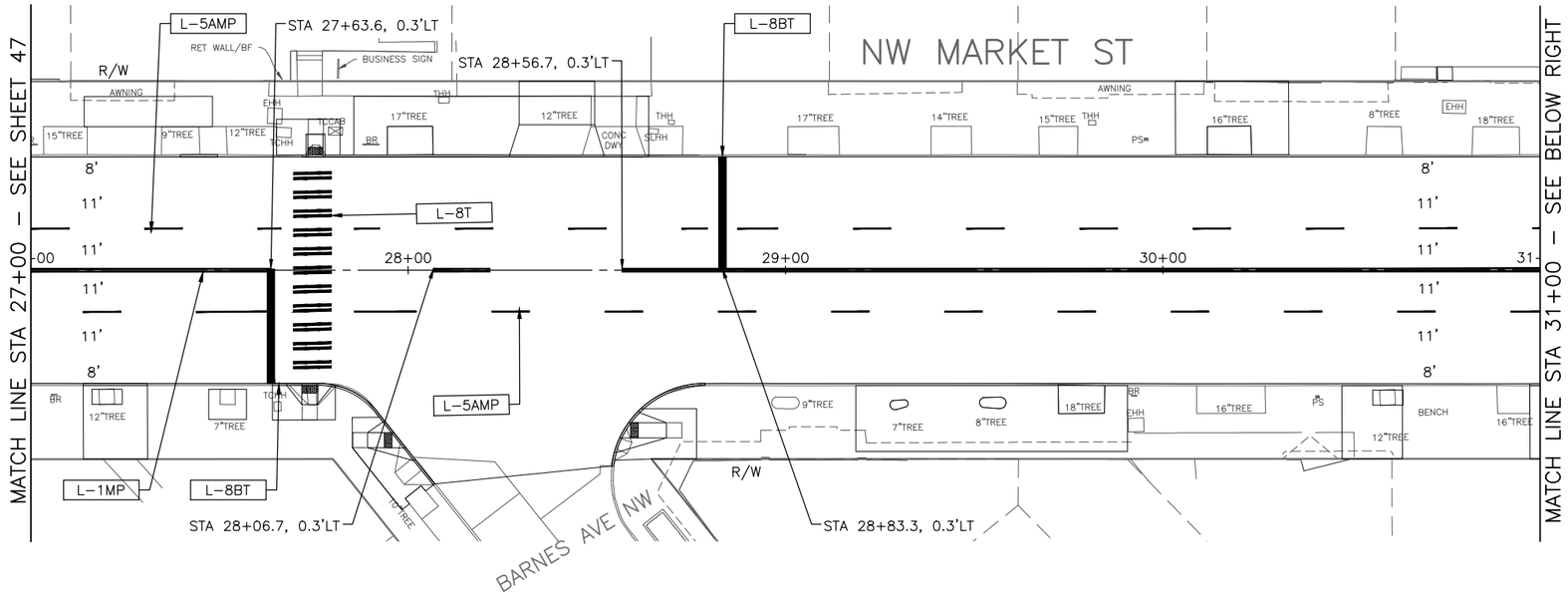

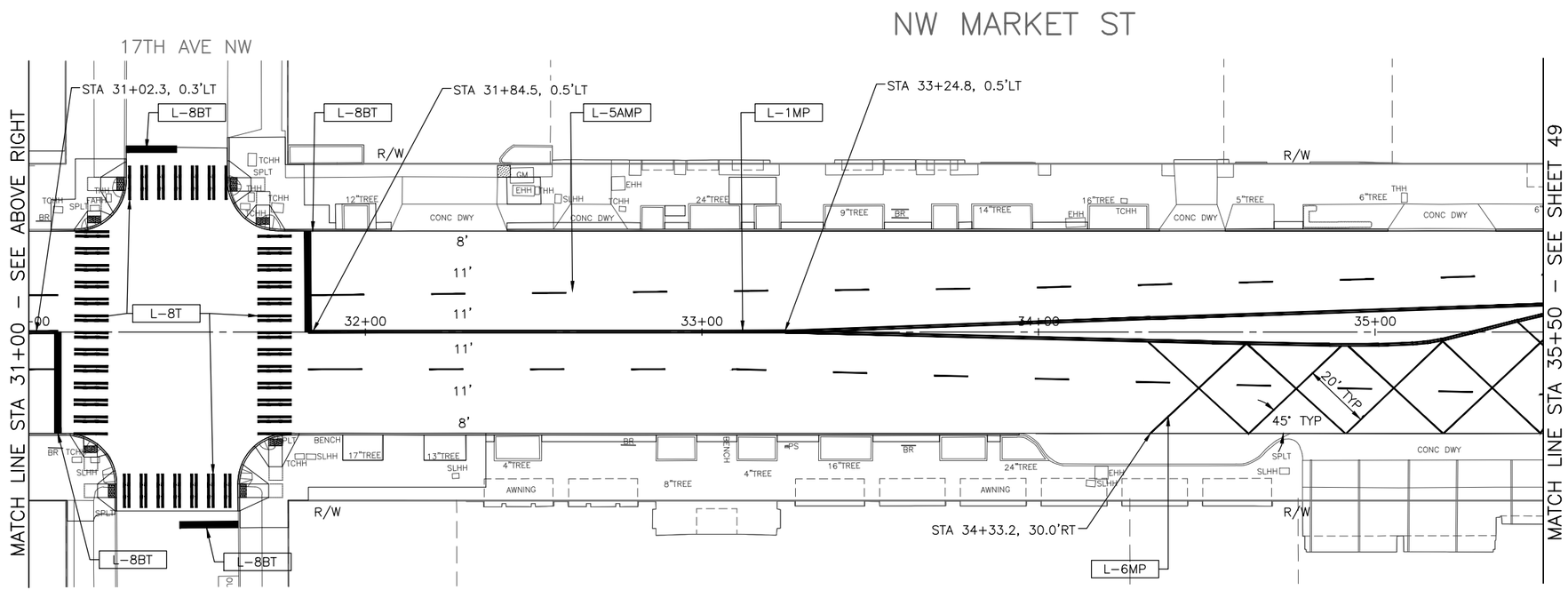

N

SCALE IN FEET

GENERAL NOTES

1. INSTALL TYPE 2A LANE MARKERS IN BETWEEN 4" YELLOW LINES, PER STD 710

CHANNELIZATION NOTES

L–1MP	TWO PARALLEL SOLID 4" YELLOW STRIPES WITH 4" SPACE BETWEEN STRIPES (MMA, PROFILED)
L–2AM	8" SOLID 8 YELLOW STRIPE (MMA)
L–5AMP	DASHED 4" WHITE STRIPE (10' MMA W/ 20' SKIP, PROFILED)
L–5CMP	DASHED 4" WHITE STRIPE (2' MMA W/ 4' SKIP, PROFILED)
L–6MP	SOLID 4" WHITE APPROACH/EDGE LINE (MMA, PROFILED)
L–7MP	SOLID 4" WHITE PARKING LANE LINE (MMA, PROFILED)
L–8	SOLID 12" WHITE TRANSVERSE STYLE CROSSWALK, THERMOPLASTIC, PER STD PLAN 712
L–8T	SOLID 8" WHITE LADDER STYLE CROSSWALK, THERMOPLASTIC, PER STD PLAN 712
L–8BT	SOLID 24" WHITE STOP BAR, THERMOPLASTIC, PER STD PLAN 712
L–13	COMBINATION 6" RED–YELLOW CURB STRIPE BUS ZONE PER STD PLAN 713
L–20T	LEFT TURN ARROW, THERMOPLASTIC, PER STD PLAN 71 AND 720A
L–21T	RIGHT TURN ARROW, THERMOPLASTIC, PER STD PLAN 720A
L–22T	THROUGH ARROW, THERMOPLASTIC, PER STD PLAN 720E
L–25T	ONLY SYMBOL, THERMOPLASTIC, PER STD PLAN 721A
L–28T	BICYCLIST SYMBOL, THERMOPLASTIC, PER STD PLAN 722
L–30T	BUS SYMBOL, THERMOPLASTIC, PER STD PLAN 721
L–	REMOVE
L–	INSTALL

SIGNING NOTES

S–	INSTALL SIGN PER SIGN SCHEDULE
S–	RELOCATE SIGN PER SIGN SCHEDULE
S–	REMOVE SIGN PER SIGN SCHEDULE

30% SUBMITTAL (NOT FOR CONSTRUCTION)

CHANNELIZATION AND SIGNING PLAN

VAULT SERIAL NO.	DATE	MARK	NATURE REVISIONS	MADE	CHK'D	REV'D

CM DESIGN GROUP
1318 East Pike St
Seattle, WA 98122
206-659-0612

APPROVED FOR ADVERTISING
LIZ ALZEER
DEPARTMENT OF FINANCE & ADMINISTRATIVE SERVICES
SEATTLE, WASHINGTON . . . . . 20 . . .
BY: . . . . . .
CITY PURCHASING & CONTRACTING SERVICES DIRECTOR

INITIALS AND DATE	INITIALS AND DATE
DESIGNED SND	REVIEWED: DES. CONST. SDOT PROJ. MGR.
CHECKED CEM	
DRAWN JTE	RECEIVED
CHECKED CEM	REVISED AS BUILT

ALL WORK SHALL BE DONE IN ACCORDANCE WITH THE CITY OF SEATTLE STANDARD PLANS AND SPECIFICATIONS AND OTHER DOCUMENTS CALLED FOR IN SECTION 0–02.3 OF THE PROJECT MANUAL.

CATHERINE LAKLIN STATE OF WASHINGTON 27900 REGISTERED PROFESSIONAL ENGINEER

Seattle Department of Transportation
ORDINANCE NO. PW NO.
SCALE: 1"=20'

2020 AAC NW MARKET ST

JOB PC TRC0743 CO TRC0743
VPI #
CH3
SHEET 48 OF 49

Z:\2018 Projects\18011 NW Market ST AAC\Plans\TRC0743_P-MRKG.dwg
May-09-19 12:11pm

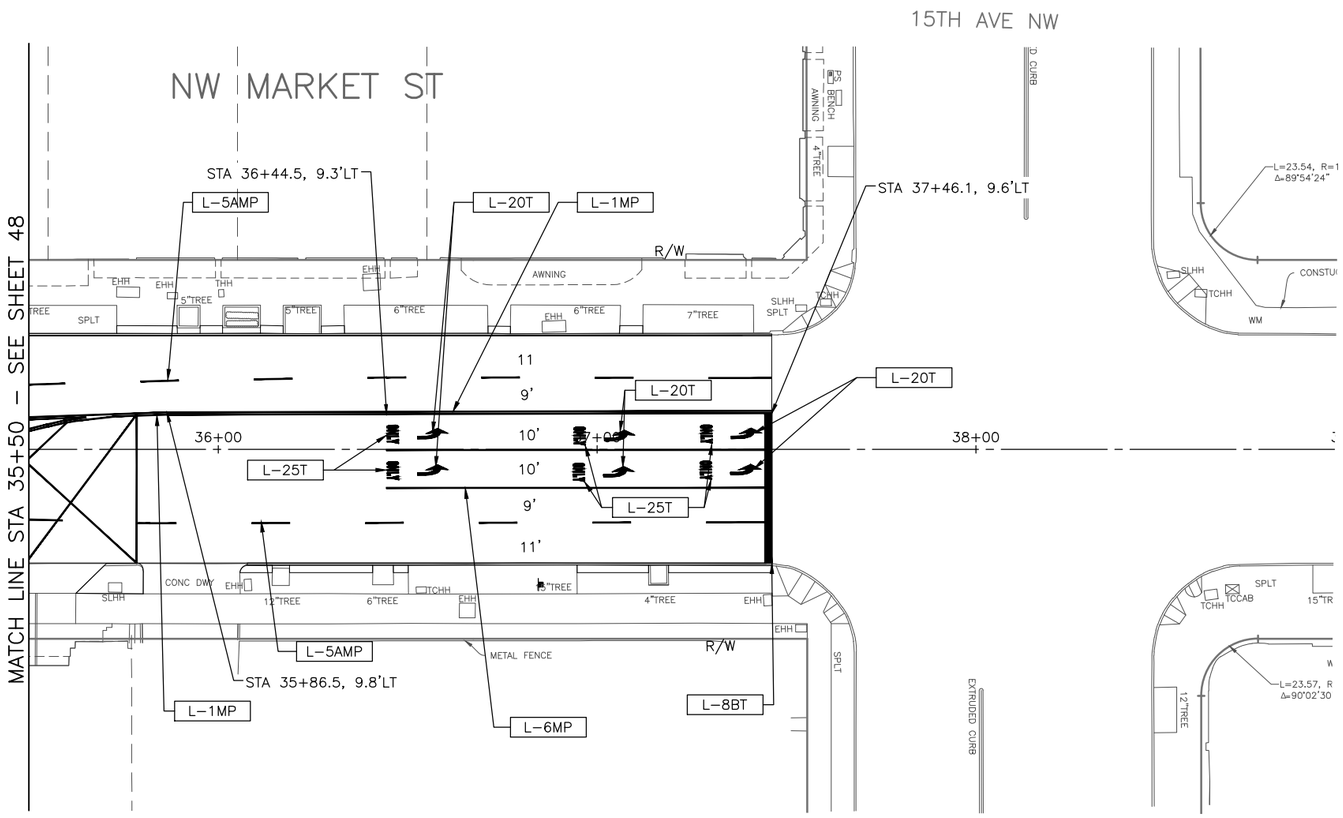

SCALE IN FEET

GENERAL NOTES

1. INSTALL TYPE 2A LANE MARKERS IN BETWEEN 4" YELLOW LINES, PER STD 710

CHANNELIZATION NOTES

L–1MP	TWO PARALLEL SOLID 4" YELLOW STRIPES WITH 4" SPACE BETWEEN STRIPES (MMA, PROFILED)
L–2AM	8" SOLID 8 YELLOW STRIPE (MMA)
L–5AMP	DASHED 4" WHITE STRIPE (10' MMA W/ 20' SKIP, PROFILED)
L–5CMP	DASHED 4" WHITE STRIPE (2' MMA W/ 4' SKIP, PROFILED)
L–6MP	SOLID 4" WHITE APPROACH/EDGE LINE (MMA, PROFILED)
L–7MP	SOLID 4" WHITE PARKING LANE LINE (MMA, PROFILED)
L–8	SOLID 12" WHITE TRANSVERSE STYLE CROSSWALK, THERMOPLASTIC, PER STD PLAN 712
L–8T	SOLID 8" WHITE LADDER STYLE CROSSWALK, THERMOPLASTIC, PER STD PLAN 712
L–8BT	SOLID 24" WHITE STOP BAR, THERMOPLASTIC, PER STD PLAN 712
L–13	COMBINATION 6" RED–YELLOW CURB STRIPE BUS ZONE PER STD PLAN 713
L–20T	LEFT TURN ARROW, THERMOPLASTIC, PER STD PLAN 71 AND 720A
L–21T	RIGHT TURN ARROW, THERMOPLASTIC, PER STD PLAN 720A
L–22T	THROUGH ARROW, THERMOPLASTIC, PER STD PLAN 720E
L–25T	ONLY SYMBOL, THERMOPLASTIC, PER STD PLAN 721A
L–28T	BICYCLIST SYMBOL, THERMOPLASTIC, PER STD PLAN 72
L–30T	BUS SYMBOL, THERMOPLASTIC, PER STD PLAN 721
L–	REMOVE
L–	INSTALL

SIGNING NOTES

S–	INSTALL SIGN PER SIGN SCHEDULE
S–	RELOCATE SIGN PER SIGN SCHEDULE
S–	REMOVE SIGN PER SIGN SCHEDULE

SIGN SCHEDULE

SIGN	DESIGNATION	COMMON NAME	NEW STATION, OFFSET	SIGN SIZE	FACING	REMARK	POST TYPE
S1	R9–3 R9–3BP	NO PEDESTRIANS USE CROSSWALK	13+98, 26' RT	30" X 30" 18" X 12"	N	INSTALL NEW SIGN TO BIKE RACK	

30% SUBMITTAL (NOT FOR CONSTRUCTION)

CHANNELIZATION AND SIGNING PLAN

CM DESIGN GROUP
1318 East Pike St
Seattle, WA 98122
206-659-0612

APPROVED FOR ADVERTISING
LIZ ALZEER
DEPARTMENT OF FINANCE & ADMINISTRATIVE SERVICES
SEATTLE, WASHINGTON . . . . . 20 . . .
BY: . . . . . .
CITY PURCHASING & CONTRACTING SERVICES DIRECTOR

INITIALS AND DATE		INITIALS AND DATE	
DESIGNED	SND 5/19	REVIEWED:	
CHECKED	CEM 5/19	DES.	CONST.
		SDOT	PROJ. MGR.
DRAWN	JTE 5/19	RECEIVED	
CHECKED	CEM 5/19	REVISED AS BUILT	

ALL WORK SHALL BE DONE IN ACCORDANCE WITH THE CITY OF SEATTLE STANDARD PLANS AND SPECIFICATIONS AND OTHER DOCUMENTS CALLED FOR IN SECTION 0–02.3 OF THE PROJECT MANUAL.

CATHERINE M. BRAIN
STATE OF WASHINGTON
27900
REGISTERED
PROFESSIONAL ENGINEER

Seattle Department of Transportation
ORDINANCE NO. PW NO.
SCALE: 1"=20'

2020 AAC NW MARKET ST

JOB PC TRC0743
CO TRC0743
VPI #
CH4
SHEET 49 OF 49

VAULT	SERIAL NO.	DATE	MARK	NATURE	MADE	CHK'D	REV'D
				REVISIONS			

Z:\2018 Projects\18011 NW Market ST AAC\Plans\TRC0743_P–MRKG.dwg
May–09–19 12:19pm